



TRADE SPECIALS

Exclusive trade only specials: Available until 30th Sep 2020



CCTV | ALARMS | INTERCOMS | ACCESS | LED | SOLAR SYSTEMS

Help make Australian workplaces safe.

Get businesses back to work with
VIP Vision™ Body Temperature
Measurement solutions.



Contact us today • (02) 9671 6711 • sales@rhino.com.au • www.rhino.com.au

Industry leading **4 year warranty** offered on all professional products

Well known, unique & **protected brands** to add value to your installs

We will **match or better pricing** for any directly comparable product

Enjoy **free expert technical support** on the entire product range

Help businesses safely get back to work with VIP Vision.

» Body Temperature Measurement & CCTV Systems

BTM Solutions Contactless Body Temperature Screening | Automatic Entry

Create automatic body temperature checkpoints.



Temperature Monitoring Access Control Station

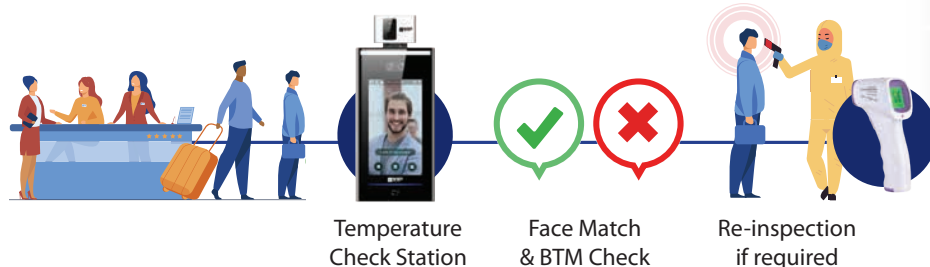
- Standalone face recognition & BTM access module with WiFi
- Create fast, contactless temperature screening checkpoints
- Controls access from unauthorised persons & temp threshold
- BTM & access event alerts via email & device push notifications
- 7" LCD display and touchscreen with 600 x 1024 resolution
- Monitor face temperatures with $\pm 0.5^{\circ}\text{C}$ accuracy
- Face detection from a distance of 0.3m to 2.0m
- Voice responses to direct users and allow/deny entry
- 1/2.8" 2.0MP CMOS image sensor with WDR
- Admin unlock via face, card, password or a combination
- 2/2 alarm input/output, RS485, RS232, Wiegand
- Contactless scanning in a compact, slim body

VS IPT-MACT (-S)
(BTM Module & Stand)
*Desktop mount avail.

NEW



Control access with BTM screening module



Non-Contact IR Forehead Thermometers

- Measure temperatures from a distance up to 3~5cm away in as little as one second, between 32°C ~ 42.9°C
- LCD backlit display changes colour depending on temp. taken
- Suitable to measure the temperatures of bodies and objects

TST-TEMP2
(1 Button)

TST-TEMP1
(3 Button)



NEW

Fast temperature screening.

Body temperature measurement systems for rapid BTM screening at checkpoints with VIP Vision™.

NEW



Body Temperature Measurement System

- Set body temperature alerts ranging from 30°C to 45°C
- High temperature accuracy with $\pm 0.3^{\circ}\text{C}$ margin of error
- Built-in light & buzzer, with additional alarm outputs
- Temperature test covers up to 15 people simultaneously
- Stream up to Full HD/1080p (1920 x 1080) at 25fps
- 2.0MP standard sensor & 6mm fixed lens (52.8°)
- One IP address/channel for thermal & visible images
- 50m infrared range, true WDR (120dB) & 2D/3D DNR
- Uncooled VOx thermal sensor (256x192 pixels)
- 7.5mm fixed lens for thermal camera (32.4°)
- Detects 8~14 μm wavelength infrared spectral range
- Audio & alarm input/output, IP67 rated body & PoE
- Extended warranty & blackbody calibration service sold separately

* Products shown are not a replacement for TGA-approved medical-grade devices or a professional medical opinion. Images for illustrative purposes only, actual experience may differ.



VS IPT-2BTS

(Includes camera, calibration target, 2 x tripods and mount kits)

Fantastic deals on Ultimate and Pro Series AI surveillance

» Face capture & person/vehicle detection network cameras

Ultimate AI Series Up to 8.0MP | Face Capture | Perimeter Protection



Ultimate AI Cameras

- Face Capture for improved recognition (*requires AI NVR*)
- Face Recognition with Pro AI Series NVRs up to 16 channels
- Perimeter Protection for people/vehicle identification
- Search playback by person and vehicle detection events
- Stream up to 8.0MP (3840 x 2160) in real-time 25fps
- 2.7~12.0mm motorised varifocal lens with auto iris
- Huge 1/1.18" image sensor & True WDR (120dB)
- Intelligent functions including tripwire & intrusion
- Alarm/audio I/O, ePoE, MicroSD, IP67, IK10 (*dome*)
- Heater for use < -40°C operating temp. (excludes -IZ)



See the Ultimate AI Series in action

16CH face recognition
when used with an AI NVR



VSIPU-4BIRM-I
(4.0MP VF Bullet)



VSIPU-4BIRM-IZ
(8~32mm, 43~15°)



VSIPU-4DIRM-I
(4.0MP VF Dome)




VSIPU-8BIRM-I
(8.0MP VF Bullet)

VSIPU-8DIRM-I
(8.0MP VF Dome)



Professional AI 16/32CH PoE NVRs

- Face analysis & databases for Face Recognition applications
- Search by face, create whitelist/blacklist, stranger alarm mode
- Perimeter protection by NVR; enables function on standard cameras
- Alerts & playback via face recognition & perimeter protection
- Record beyond 12.0MP with 320Mbps incoming bandwidth
- 16 port PoE (8 x ePoE), 2/4 x HDD bays, alarm input/output
- Use Ultimate AI Series cameras for face recognition up to 16CH



NVR16PRO-I
(16CH, 16 x PoE)

NVR32PRO16P-I
(32CH, 16 x PoE)

Smarter surveillance with AI.

Reduce false alarms with AI people/vehicle detection, using Pro AI Series cameras and standard NVRs.



Professional AI Series Cameras

- Perimeter Protection for people/vehicle identification
- Search playback by person and vehicle detection events
- Ideal for use with standard Pro and Compact Series NVRs

VSIPP-4BIRG-I (Fixed Bullet)
VSIPP-4DIRD-I (Fixed Dome)

VSIPP-4DIRG-I (Fixed Turret)

VSIPP-4BIRMG-I (VF Bullet)
VSIPP-4DIRMD-I (VF Dome)

VSIPP-4DIRMG-I (VF Turret)



Pro AI 4.0MP Wedge Dome

AI features as above, 4.0MP@25fps, 2.8mm (103°) lens, Starlight, 50m IR, true WDR, built-in mic, microSD, IP67/IK10

VSIPP-4DIRF-I
(Fixed Wedge)



Pro AI 4.0MP Mini IR PTZ Dome

AI features as above, 4.0MP@25fps, 4x optical zoom (97°~32°), Starlight, 15m IR, true WDR, audio I/O, microSD, IP66/IK08

VSIPPPTZ-4IRM-I
(4x Zoom PTZ)



See the Pro AI Series in action
Scan QR code to see our video demo



Ultra HD recording solutions for a wide variety of applications.

» Deliver more value in your installs with 4K NVRs across the range

Compact NVR Series Up to 16 Channels | Up to 2 x HDD Bays



Compact 4 Channel PoE NVR

Record 8.0MP, up to 80Mbps, 4 port PoE, 1 x HDD up to 10TB, 1 x HDMI/VGA, H.265, smart fan, QR code remote config.

NVR4COM2
(4CH, 4 x PoE)



Compact 8 Channel PoE NVR

Record 8.0MP, up to 80Mbps, 8 port PoE, 1 x HDD up to 10TB, 1 x HDMI/VGA, H.265, smart fan, QR code remote config.

NVR8COM2
(8CH, 8 x PoE)



Compact 16 Channel PoE NVR

Record 8.0MP, up to 200Mbps, 16 port PoE, 2 x HDD up to 10TB each, 1 x HDMI/VGA, H.265, smart fan, QR code remote config.

NVR16COM2
(16CH, 16 x PoE)

Professional NVR Series Up to 32 Channels | Up to 4 x HDD Bays



Professional 4 Channel PoE NVR

Record 8.0MP/4K, up to 200Mbps, 4 port PoE, H.265+, 2 x HDD up to 10TB each, 1 x HDMI, 1 x VGA, 4/2 alarm I/O, QR code remote config.

NVR4PRO3
(4CH, 4 x PoE)



Professional 8 Channel PoE NVR

Record 12.0MP, up to 320Mbps, 8 port PoE (8 x ePoE), H.265+, 2 x HDD up to 10TB each, 1 x HDMI, 1 x VGA, 4/2 alarm I/O, QR code config.

NVR8PRO7
(8CH, 8 x PoE)



Professional 16 Channel PoE NVR

Record 12.0MP, up to 320Mbps, 16 port PoE (8 x ePoE), H.265+, 4 x HDD up to 10TB each, 2 x HDMI, 1 x VGA, 16/6 alarm I/O, QR code config.

NVR16PRO7
(16CH, 16 x PoE)



Professional 24 Channel PoE NVR

Record 12.0MP, up to 320Mbps, 24 port PoE, H.265+, 4 x HDD up to 10TB each, 2 x HDMI, 1 x VGA, 16/6 alarm I/O, QR code config.

NVR24PRO6
(24CH, 24 x PoE)



Professional 32 Channel PoE NVR

Record 12.0MP, up to 320Mbps, 16 port PoE (8 x ePoE), H.265+, 4 x HDD up to 10TB each, 2 x HDMI, 1 x VGA, 16/6 alarm I/O, QR code config.

NVR32PRO16P3
(32CH, 16 x PoE)



Professional 16Ch Non-PoE NVR

Record 12.0MP, up to 320Mbps, H.265, QR code, Alarm I/O, HDMI/VGA, eSATA, RS232/485, 1 x RJ45 port for network connection

NVR16PRO6NP
(16CH, 2 x HDD)


AI and ANPR combined.

Capture number plates & vehicle details for the best in entry/exit surveillance with the AI Traffic camera.



Traffic 2.0MP Motorised AI ANPR Bullet

- Automatic number-plate recognition (ANPR)
- White/blacklist control; automatically open gates via ANPR
- Identify vehicle size, colour & direction with AI
- Stream Full HD 1080p (1920 x 1080) at 25fps
- 2.7~13.5mm motorised lens (119 ~ 32°, DC auto iris)
- AI-enhanced plate capture and vehicle detection
- Edge enhancement for number plate detail & legibility
- Supports shutter speed windowing; set min/max speed
- Highlight compensation removes headlight glare
- Capture number plates for vehicles going up to 40km/h
- IP67 weather & vandal resistant metal housing



Super IP surveillance specials to power your next installation.

» Deliver more value in your installs with amazing IP CCTV deals

IP Surveillance Up to 4K / 8.0MP | Fixed Lens | Motorised Lens



Pro 2.0MP Fixed IP Turret

2.0MP@50fps, 3.6mm (87°), 50m IR, IVS incl. face detect, true WDR, built-in mic, microSD, ePoE, IP67

VSIP2MPVDMINIIRCB3.6



Pro 4.0MP Fixed IP Turret

4.0MP@25fps, 3.6mm (87°), 50m IR, IVS incl. face detect, true WDR, mic, microSD, ePoE, IP67

VSIP4MPVDMINIIRCB3.6



Pro 2.0MP Fixed IP Bullet

2.0MP@50fps, 3.6mm lens (87°), 60m IR, IVS, WDR, microSD, ePoE, alarm I/O, audio I/O, IP67/IK10

VSIP2MPFBMINIIR



Pro 8.0MP Fixed IP Bullet

8.0MP@15fps, 2.8mm (112°) lens, 40m IR, IVS, true WDR (120dB), microSD, ePoE, IP67

VSIP8MPFBMINIIR2.8



Compact 4.0MP VF IP Dome

4.0MP@20fps, 2.8~12mm VF lens (94~33°), 30m IR, digital WDR, H.265, IP67, IK10, PoE

VSIPC-4DIRMD



Compact 4.0MP VF IP Turret

4.0MP@20fps, 2.8~12mm VF lens (94~33°), 50m IR, digital WDR, H.265, IP67, PoE

VSIPC-4DIRMG



Pro 8.0MP VF IP Dome

8.0MP@25fps, 3.7~11mm (112°~46°), starlight, intrusion/tripwire, 30m IR, WDR, IP67 / IK10

VSIP8MPVDIRMD



Pro 8.0MP VF IP Bullet

8.0MP@25fps, 3.7~11mm (112°~46°), starlight, intrusion/tripwire, 60m IR, WDR, IP67

VSIP8MPFBIRMD



Pro 4.0MP VF IP Dome & Bullet

4.0MP@20fps, 2.7~13.5mm (104~27°), audio/alarm I/O, H.265+, WDR (120dB), Starlight, 40m IR, IVS tripwire & intrusion, metal housing, IP67/IK10 (dome), PoE

VSIPP-4DIRMD (Dome)

VSIPP-4BIRMG (Bullet)



Pro 4.0MP VF IP Turret

4.0MP@20fps, 2.7 ~ 13.5mm (104~27°), H.265+, WDR (120dB), Starlight, 40m IR, IVS tripwire & intrusion, metal housing, IP67 rated, PoE

VSIPP-4DIRMG (Turret)

CCTV & lighting combined.

An unbeatable combination for security: Ultra low-light, 24/7 Colour IP turret with built-in white LEDs.



24/7
Colour



Perimeter
Protection



NEW



Full HD
1080

Pro AI Series 2.0MP LED Turret Dome

- White LEDs & Starlight for the best 24/7 colour performance
- Large 1/2.8" 2.0MP sensor & 0.0015lx minimum illumination
- 2 x bright, warm-white LEDs for up to 30m illumination
- **Perimeter Protection:** People & vehicle detection via AI rules
- Stream up to 2.0MP / 1080p at 25fps, fixed lens 3.6mm (84°)
- Built-in microphone and microSD slot for edge recording
- H.265 encoding for efficient storage and streaming
- Back/highlight compensation & true WDR (120dB)
- 3D digital noise reduction & auto white balance
- IP67 weather rated dome housing

* White LEDs controlled via camera photocell;
manual control via web-interface (on/off only)

*Great for use
with Solar CCTV*



VSIPP-2DIRG-IL
(2.0MP Dome)

Incredible IP CCTV value with Watchguard Compact Series.

» Save on essential IP surveillance cameras with Watchguard™

Compact IP Surveillance Up to 6.0MP | Fixed Lens | WiFi Surveillance



Compact 4.0MP IP Turret

4.0MP@20fps, 2.8mm (102°), Starlight, 30m IR, true WDR, microSD, IVS tripwire/intrusion, built-in mic, IP67

VSIPC-4DIRG



Compact 4.0MP IP Dome

4.0MP@20fps, 2.8mm (102°), Starlight, 30m IR, true WDR, microSD, IVS tripwire/intrusion, IP67/IK10 body

VSIPC-4DIRD2



Compact 4.0MP IP Bullet

4.0MP@20fps, 2.8mm (102°), Starlight, 30m IR, true WDR, microSD, IVS tripwire/intrusion, IP67 metal body

VSIPC-4BIRS2



Compact 6.0MP IP Turret

6.0MP@20fps, 2.8mm (98°), built-in mic, 50m IR, true WDR, microSD, IVS tripwire/intrusion, IP67 metal body

VSIPC-6DIRC-B



Compact Series 4.0MP IP Surveillance Kits

- Available in 4 and 8 channel kits with 4.0MP turret (VSIPC-4DIRG)
- PoE NVR (NVRxCOM2), cameras & CCTV HDD (cable sold separately)

NVRKIT-C441F-T
(4CH, 1TB HDD)

NVRKIT-C842F-T
(8CH, 2TB HDD)



WiFi 3.0MP Fixed Mini Dome

3.0MP@20fps, 2.8mm (100°), 30m IR, digital WDR, 0.01lx, microSD, IP67 & IK10, metal/polycarb body, 12VDC

VSIPW-3VDIR



WiFi 3.0MP Fixed Mini Bullet

3.0MP@20fps, 2.8mm (100°), 30m IR, digital WDR, 0.01lx, microSD, IP67 rated, full metal body, 12VDC

VSIPW-3FBIR



WiFi 4 Channel Dual Band NVR

Record up to 5.0MP (80Mbps), 2.4GHz & 5GHz, 1 x HDD up to 10TB each, H.264, 50m WiFi range (line of sight)

NVR4WF



WiFi 4 Channel 3.0MP CCTV Kit

WiFi NVR with pre-installed 1TB and your choice of 4 3.0MP@20fps WiFi bullet or dome cameras. PSU included.

NVR4WFPACK

Intelligent PTZ & Fisheye.

The latest VIP Vision™ specialty cameras, now with AI features to deliver you more value for your installation.



AI 12.0MP Fisheye IP Dome

- AI-improved people counting, queue management & heat-mapping
- Stream 12.0MP@25fps, 360° field of view & 360° 10m infrared
- Built-in mic, microSD, IVS (tripwire/intrusion), IP67/IK10

VSIPFE-12IR-I
(12.0MP)



Pro AI 2.0MP Positioning Camera

- Pro AI Series: auto-tracking via person/vehicle
- Endless 360° pan and -90° ~ +90° tilt adjust.
- Stream 2.0MP@50fps; 4.8 ~ 120mm (61~2.8°)
- Starlight; min. colour illumination 0.005lx
- 150m IR, IVS, true WDR, audio/alarm I/O, IP67, PoE+ (price includes wall mount)

VSIPPTZ-2IRW-I (2.0MP)
VSBKT8730W (Wall mount)



AI PTZ Auto Tracking Demo
Quickly setup people & vehicle PTZ tracking



Specialty Series: IP Fisheye & PTZ Range



5.0MP Fisheye IP Dome

5.0MP@25fps 1.4mm circular fisheye lens (360°), Starlight, IVS incl. heatmap, 10m 360° infrared, indoors only

VSIPFE-5IR
(5.0MP)



Pro 2.0MP 25x Zoom IP PTZ

2.0MP@50fps, 4.8 ~ 120mm (59~2.4°), 150m IR, IVS, true WDR, IP67, audio/alarm I/O, auto-track, 360° pan, PoE+

VSIP2MPPTZIRV2
(25x zoom, 2.0MP)



Pro 4.0MP 30x Zoom IP PTZ

4.0MP@25fps, 4.5~135mm (60~2.2°), 100m IR, IVS, true WDR, IP67, audio/alarm I/O, auto-track, 360° pan, PoE+

VSIP4MPPTZIR
(30x zoom, 4.0MP)



Ult 2.0MP 48x Zoom IP PTZ

2.0MP@25fps, 5.7~275mm (64~1.5°), 450m IR, IVS, true WDR, IP67, audio/alarm I/O, auto-track, 360° pan, PoE+

VSIP2MPPTZIRK
(48x zoom, 2.0MP)

Deliver excellent results in new & upgrade installations.

» Wide range of coaxial surveillance solutions from 720p to 4K

HDCVI Digital Video Recorders Up to 8.0MP | Backwards & Cross Compatibility



Entry 8 Channel DVR

Record 1080p@15fps, add 4CH IP, 1 x HDD up to 10TB, H.265, HDMI, VGA, supports CVI/AHD/TVI/composite

CVR8ENT2
(8CH, 1080p)



Entry 16 Channel DVR

Record 720p@15fps, add 2CH IP, 1 x HDD up to 10TB, H.265, HDMI, VGA, supports CVI/AHD/TVI/composite

CVR16ENT
(16CH, 720p)



Compact 8 Channel DVR

Record 8.0MP@7fps, add 2CH IP, 1 x HDD up to 10TB, H.265, HDMI, VGA, supports CVI/AHD/TVI/composite

CVR8COM
(8CH, 8.0MP)



Compact 16 Channel DVR

Record 8.0MP@7fps, add 2CH IP, 1 x HDD up to 10TB, H.265, HDMI, VGA, supports CVI/AHD/TVI/composite

CVR16COM
(16CH, 8.0MP)



Professional 8 Channel DVR

Record 8.0MP@7fps, add 4CH IP up to 8.0MP, H.265, 2 x HDD up to 10TB each, HDMI, VGA, supports CVI/AHD/TVI/composite

CVR8PRO3
(8CH, 8.0MP)



Professional 16 Channel DVR

Record 8.0MP@7fps, add 8CH IP up to 8.0MP, H.265, 2 x HDD up to 10TB each, HDMI, VGA, supports CVI/AHD/TVI/composite

CVR16PRO3
(16CH, 8.0MP)



Professional 32 Channel DVR

Record 2.0MP@15fps, supports 32CH IP up to 8.0MP, H.265, 8 x HDD up to 10TB each, 2 x HDMI, VGA, supports CVI/AHD/TVI/composite

CVR32PRO3
(32CH, 2.0MP)



Ultimate 16 Channel DVR

4.0MP@15fps, 8.0MP@12fps (CH1&9 only), supports 64CH IP up to 12.0MP, H.265, 8 x HDD (10TB each), 2 x HDMI, VGA, CVI/AHD/TVI, alarm, audio, face detect, people counting

CVR16ULT
(16CH, 4.0MP)



Pro Series 2.0MP 25x Zoom HDCVI PTZ

2.0MP@25fps, 4.8~120mm (59~2.4°), 150m IR, true WDR, audio & alarm, 0.005lx, 360° endless pan, -15°~90° tilt, IP67, 24VAC

VSCVI2MPPTZIRBV2
(25x, 2.0MP)



Ult Series 2.0MP 25x Zoom HDCVI PTZ

2.0MP@25fps, 4.8 ~ 120mm (62~2.6°), 200m IR, true WDR, 0.005lx, video out, audio & alarm, 360° pan, -20°~90° tilt, IP67/IK10, 24VAC

VSCVIPTZ-2IRU
(25x, 2.0MP)

Build giant CCTV video walls.

Combine video from multiple DVRs and push to any size 4K displays with VIP Vision™ video decoders.



Huge Displays:
Use 9 x Any
Size TV!



4K Network Video Decoders

- Roaming decoder displays all video feeds on network
- Video wall splicing for up to 36 displays per monitor
- Split screen control with zoom/merge/roam/overlay
- Switch between standard & high definition streams
- Support for audio, alarm, two-way talk, RS232, RS485
- Fisheye dewarp & multi-video split display
- Manage via web browser or VIP Vision™ SmartPSS
- **NVD-A4:** Decode 8CH 4K / 36CH 1080p / 144CH D1
- **NVD-A9:** Decode 12CH 4K / 48CH 1080p / 144CH D1



NVD-A4
(4 x HDMI Out)

NVD-A9
(9 x HDMI Out)

Deliver 4K upgrades for less with our 8MP HDCVI specials.

» Add value in your next install with 4K CCTV at incredible prices

HDCVI Surveillance Deals Up to 8.0MP | Fixed & Motorised Lens



Professional 8.0MP HDCVI Surveillance Kits

- 8CH (4 cam) / 16CH (8 cam) kits for easy camera expansion
- 4K@7fps, Starlight, 2.8mm (111°), 50m IR, WDR, IP67, metal SkyHawk CCTV HDD & camera PSUs (cable sold separately)
- Mix & match fixed lens bullet or turret dome cameras

Power & Video Cable Accessories

4K video/power leads (chain up to 2 x 30m); camera PSUs

VIDPWR20RG59 (20m Power/BNC)

VIDPWR30RG59 (30m Power/BNC)

PS12VDC700-4 (4 camera PSU)



CVRKIT-C882F-4
(8CH + 4 CAMS)

Mix & match dome or bullet cameras



CVRKIT-C1684F-8
(16CH + 8 CAMS)

BUY BULK & SAVE MORE!

Enjoy even greater savings when you buy bulk for all 4K HDCVI surveillance cameras

Contact us for bulk deals!



Pro 8.0MP HDCVI Bullet

8.0MP@15fps, 2.8mm (111°), 40m IR, starlight, WDR, built-in mic, IP67, 12VDC, TVI/CVI/AHD

VSCVI-8BIRG



Pro 8.0MP HDCVI Turret

8.0MP@15fps, 2.8mm (111°), 50m IR, starlight, WDR, built-in mic, IP67, 12VDC, TVI/CVI/AHD

VSCVI-8DIRG



Pro 8.0MP PIR HDCVI Bullet

8.0MP@15fps, 2.8mm (111°), PIR motion sensor, 20m IR, starlight, WDR, mic, IP67, 12VDC

VSCVI-8BIRP



Pro 8.0MP VF HDCVI Bullet

8.0MP@15fps, 3.7~11mm (112~46°), 80m IR, starlight, WDR, mic, IP67, 12VDC, TVI/CVI/AHD

VSCVI-8BIRMG



Pro 8.0MP VF HDCVI Turret

8.0MP@15fps, 3.7~11mm (112~46°), 60m IR, starlight, WDR, mic, IP67, 12VDC, TVI/CVI/AHD

VSCVI-8DIRMG



Ult. 8.0MP VF HDCVI Bullet

8.0MP@12fps, 3.7~11mm (112~46°), 100m IR, starlight, alarm & audio, WDR, IP67, 12VDC/24VAC

VSCVI8MPFBIRM



Ult. 8.0MP VF HDCVI Dome

8.0MP@12fps, 3.7~11mm (112~46°), 50m IR, starlight, alarm & audio, WDR, IP67, 12VDC/24VAC

VSCVI8MPVDIRM

Built for 24/7 operation.

Flashview™ monitors feature industrial grade LCD panels designed for continuous use in CCTV systems.

27"



18.5"



23.7"



**NEW:
VESA 100
Mount**

FLASHVIEW™

18.5" LCD Monitor

- 720p (1366x768), 5ms
- TN panel technology
- 1 x VGA input
- VESA 100x100 mount

LCDFL19
(720p, 18.5")

23.8" LCD Monitor

- 1080p (1920x1080), 14ms
- TN panel technology
- 1 x HDMI, 1 x VGA
- VESA 100x100 mount

LCDFL24V
(1080p, 23.8")

27" LCD Monitor

- 4K (3840 x 2160), 5ms
- IPS panel technology
- 2 x HDMI, 1 x DisplayPort
- VESA 75x75 mount

LCDFL27
(4K, 27")

These Flashview™ monitors come with **Lifetime Warranty†** and **12VDC power input** for easy installation.

† Flashview monitor limited lifetime warranty warrants the original end user of the product with proof of purchase.

For full warranty terms, please visit www.rhinoco.com.au/legal/terms



SECURVIEW

Professional Display Brackets

- 13~30" 15kg Wall Mount
- 17~42" 20kg Wall Mount
- 17~42" 30kg Arm Wall Mount
- 23~42" 35kg Ceiling Mount
- 37~70" 50kg Large Wall Mount

- LCDBKT-A15T (Tilt)**
- LCDBKT-A20T (Tilt)**
- LCDBKT-A30TS (Tilt & swivel)**
- LCDBKT-A35C (Tilt & swivel)**
- LCDBKT-A50T (Tilt)**

Prevent surveillance footage loss.

Deliver peace of mind and add value by adding a Socomec Uninterruptible Power Supply to your installations.



NETYS PE Series UPS - 650VA to 2000VA (Step Wave)

- Connect devices easily via multiple Australian standard sockets
- AVR stabilises output voltage, avoid needless switching to battery mode
- Integrated RJ45 protection against line overvoltage for LAN/ADSL
- **UPS650VA:** 650VA/360W, 2 sockets, LED indicators, ~28min@72W
- **UPS850VA:** 850VA/480W, 2 sockets, LED indicators, ~26min@95W
- **UPS1000VA:** 1000VA/600W, 4 sockets, LCD info display, ~44min@120W
- **UPS1500VA:** 1500VA/900W, 4 sockets, LCD info display, ~32min@180W
- **UPS2000VA:** 2000VA/1200W, 4 sockets, LCD info display, ~24min@240W

UPS650VA

UPS850VA

UPS1000VA

UPS1500VA

UPS2000VA



NETYS PR Series UPS - 1000VA to 2000VA (Sine Wave)

- Pure sine waveform for greater stability and system compatibility
- Connect devices easily via IEC320 sockets (appliance couplers)
- AVR stabilises output voltage, avoid needless switching to battery mode
- Integrated RJ45 protection against line overvoltage for LAN/ADSL
- **UPS1000VA:** 1000VA/700W, 4 sockets, LCD info display, ~44min@120W
- **UPS1500VA:** 1500VA/1050W, 6 sockets, LCD info display, ~32min@180W
- **UPS2000VA:** 2000VA/1400W, 6 sockets, LCD info display, ~24min@240W

UPS1000VA-S

UPS1500VA-S

UPS2000VA-S



NETYS PR Series UPS - 1700VA to 3300VA (Sine Wave)

- Professional functions & appearance, easy rackmount or tower use (2U)
- Connect devices via IEC320 standard sockets (up to 8 x 10A, 1 x 16A)
- Battery hot-swap whilst in operation, load segmentation, 0.9 power factor
- Integrated RJ45 protection against line overvoltage for LAN/ADSL
- **UPS1700VAXCRM:** 1700VA/1350W, 8 sockets, LCD info display, ~30min@270W
- **UPS2200VAXCRM:** 2200VA/1800W, 8 sockets, LCD info display, ~47min@360W
- **UPS3300VAXCRM:** 3300VA/2700W, 9 sockets, LCD info display, ~31min@540W

UPS1700VAXCRM

UPS2200VAXCRM

UPS3300VAXCRM

G-Series IP intercoms.

Modern design VIP Vision™ IP intercoms with wide angle lens & 12VDC output to power electric strikes.



2.0MP Residential IP Door Station

- 1/2.8" 2.0MP wide angle lens camera (160°)
- Omni-directional microphone for 2-way talk
- 12VDC / PoE with 12VDC power output for strike
- Alarm I/O, RS485 I/O and tamper detection
- Aluminium construction, flush/surface box

INTIPRDSG
(2.0MP)



Flush/Surface Mount Boxes

Flush & surface mount boxes for INTIPRDSG

INTIPRDSGFB
(Flush Mount)

INTIPADSGSB
(Surface Mount)



Residential Series IP Intercom Monitor

- 7" TFT capacitive touch screen (1024 x 600 pixels)
- 8GB internal storage; add microSD up to 32GB
- Record and snapshot video calls/messages
- Prevent unwanted calls with Do Not Disturb
- Power via PoE or 12VDC; avail. in black or white

INTIPMONGB (Black)
INTIPMONGW (White)

Solar power systems for CCTV, lighting, WiFi, access and more.

» Four mini solar power stations customised to fit your job needs

Solar Powered Systems 56W - 180W Solar Panels | 218Wh - 1200Wh Lithium Battery

ENSA™

Create Solar Powered Systems

- Solar systems to power your next installation
- Pre-configured & ready for implementation
- Use for lighting, CCTV, WiFi, access & more
- High conversion rate monocrystalline panels
- Large capacity lithium batteries (LiFePO₄)
- Fully adjustable LED lighting modules
- 180lm/W with microwave motion sensor
- Set parameters with included remote
- 12.8V and 25.6VDC input voltage
- Optional bird spike strip included
- Ø50~60mm diameter pole mount

*Pole/base not included with SSL-B units, sold separately



56W Solar System

56W Monocrystalline Panel
218Wh LiFePO₄ Battery
20W 180lm/W LED Area Light
145 x 75° Beam Angle
12.8VDC Output Voltage

SSL-B20MC



80W Solar System

80W Monocrystalline Panel
320Wh LiFePO₄ Battery
30W 180lm/W LED Area Light
145 x 75° Beam Angle
12.8VDC Output Voltage

SSL-B30MC



120W Solar System

120W Monocrystalline Panel
500Wh LiFePO₄ Battery
50W 180lm/W LED Area Light
145 x 100° Beam Angle
12.8VDC Output Voltage

SSL-B50MC



180W Solar System

180W Monocrystalline Panel
1200Wh LiFePO₄ Battery
60W 180lm/W LED Area Light
145 x 100° Beam Angle
25.6VDC Output Voltage

SSL-B60MC

Solar + Battery = Power

ENSA™ Solar Battery Power Systems with 12 / 24V power output and LED street light, combined in one unit.



LED Area Lighting



Solar Surveillance



Remote Gate Control



Expand WiFi Networks



Solar Powered Surveillance

- 120W & 180W Solar Systems + surveillance
- Fully configured and ready for installation
- Remote view via 4G* or 5GHz wireless links
- 4.0MP Mini PTZ incl., other options available*
- Surveillance grade microSD storage incl.
- 500Wh or 1200Wh high capacity batteries

*Pole/base, SIM sold separately, camera changes may increase cost.

SLR-B120-4G/4W (120W Panel, 4G/WiFi) SLR-B180-4G/4W (180W Panel, 4G/WiFi)



Large access control installs made simple with VIP Vision.

» Remove cost & complexity with access control built for business

Access Controllers Control up to 2000 Doors | Free PC Management Software



Professional & Compact IP Access Controllers

- Quick-install, affordable access control in small to medium enterprise
- Available in 2-door 2-way, 4-door 1 & 2-way & 8-door 1-way controllers
- Access management & CCTV integration via free Smart PSS software
- Cascade up to 255 slave controllers for over 2000 total door capacity
- Configure users/roles & departments; up to 100,000 cards & 150,000 records
- Anti-passback, multi-door unlock, multi-card open, door time-out & more
- **ACCON-2C41:** Compact plastic body, 4 x readers, 9/5 input/output, 9~15VDC
- **ACCON-2P22:** Pro metal body, 4 x readers, 8/4 input/output, 240VAC
- **ACCON-2P41:** Pro metal body, 4 x readers, 9/5 input/output, 240VAC
- **ACCON-2P42 & 2P81:** Pro metal body, 8 x readers, 20/12 input/output, 240VAC

ACCON-2C41
(Com, 4-door 1-way)

ACCON-2P22
(Pro, 2-door 2-way)

ACCON-2P41
(Pro, 4-door 1-way)

ACCON-2P42 / 2P81
(Pro, 4-door 2-way)
(Pro, 8-door 1-way)

Access Readers 13.56MHz RFID | Keypad & Fingerprint | Cable



13.56MHz Access Control Readers

Professional card, keypad & fingerprint access readers, LED indicators & backlit buttons, tamper protection

ACRDR-2PC: Card reader, IP67 rated, 9~15VDC

ACRDR-2LKC: Large card reader & touch keypad, IP55 rated, 9~15VDC

ACRDR-2MKC: Metal-body card reader & keypad, IP55/IK08, hard buttons, 9~15VDC

ACRDR-2SC: Slim card reader, IP65 rated, 5~16VDC

ACRDR-2SKC: Slim card reader & touch keypad, IP65 rated, 5~16VDC

ACRDR-2SFC: Slim card reader & fingerprint reader (up to 3000 records), IP55 rated, 9~15VDC

ACRDR-2PC

ACRDR-2LKC

ACRDR-2MKC

ACRDR-2SC

ACRDR-2SKC

ACRDR-2SFC



200m Access Control Cables


- Designed for access control systems
- **AC200G:** 200m 6-core shielded, tinned copper access control cable
- **APAC200G:** 200m 1 x 6-core access control cable, 1 x 4-core & 6-core alarm cable, 1 x figure 8 power cable

AC200G
(Access only)

APAC200G
(Composite)

Control from anywhere.

Create smarter installations for smarter living with the new Longevity™ Wireless Remote Controller range.



NEW



LONGEVITY

Bluetooth Wireless Receivers

- Choose from 1 or 2 channel relay output models
- Control via Bluetooth, up to 10m range (LoS)
- Control via wireless remote controls, up to 100m
- Supports up to 60 RCs & 1000 Bluetooth users
- 1 x Remote control included

WGRXBT1
(1 Channel)

WGRXBT2
(2 Channel)



LONGEVITY

3G/4G Wireless Receivers

- 2 channel 3G or 4G wireless receivers
- Unlimited users; user management options
- Operation log records & device sharing features
- 5 working modes: On/ Off, timer, interlock, sequential lock and schedule mode

WGRX3G
(3G GSM)

WGRX4G
(4G GSM)

SIM card not included*

Each GSM & Bluetooth remote controller can be controlled and configured via a free mobile app.

- Add / rename / delete controlled devices
- Turn connected devices on/off
- Operation log & user management
- Timer/Interlock/Sequential lock modes

Build high speed networks that connect your installations.

» Wide range of high speed Ethernet & PoE network solutions

Ethernet & PoE Switches Up to 24 Ports | 10/100M Hi-PoE | Gigabit



Gigabit Ethernet Switches (non-PoE)

- Available in 5, 8, 16, 24 port modules
- 10 / 100 / 1000Mbps Gigabit Base-T ports
- Unmanaged switches for easy plug & play
- Professional full metal enclosure
- Rackmount tabs included (16 & 24 port)
- Desktop / SOHO switches (5 & 8 port)
- Overvoltage protection up to 4kV



VSETH-SW5G
(5 port, 5VDC)

VSETH-SW16G
(16 port, 240VAC)

VSETH-SW8G
(8 port, 9VDC)

VSETH-SW24G
(24 port, 240VAC)



4 & 8 Port PoE+ DIN Rail Ethernet Switches

- In 4 & 8 100Mbps PoE+ device ports
- 1x 1000Mbps Base-T uplink port
- 1x 1000Mbps Base-X SFP uplink port
- Unmanaged switch plug & play
- 30W/port & HiPoE 60W (orange ports)
- Total load 60W (4 port), 96W (8 port)
- DIN rail mountable

VSPOE-SW4H
(4 port, 60W)

VSPOE-SW8H
(8 port, 96W)



4 Port Hi-PoE Desktop Switch

- 4 x 100Mbps Base-T device ports
- 1 x 100Mbps Base-T uplink ports
- 30W per port + 1 x 60W Hi-PoE port
- Total PoE power load up to 60W

VSPOE-SWA4
(Unmanaged)



8 Port Hi-PoE Desktop Switch

- 8 x 100Mbps Base-T device ports
- 2 x 1000Mbps Base-T uplink ports
- 30W per port + 1 x 60W Hi-PoE port
- Total PoE power load up to 96W

VSPOE-SWA8G
(Unmanaged)



30W PoE Injector

30W PoE+, 1000Mbps, 240VAC

VSPOE-IN30
(Injector)



Rackmount Fast Hi-PoE Managed Switches

- Fast 100Mbps PoE+ Base-T device ports
- Gigabit 1000Mbps Base-T & SFP Base-X uplink ports
- L2 Managed switch for security & switch customisation
- 30W per port with 2 x 60W orange Hi-PoE ports
- Total PoE load: 240W (SWA16), 360W (SWA24)
- Rackmount tabs for cabinet mounting

VSPOE-SWA16
(16 port, L2 managed)

VSPOE-SWA24
(24 port, L2 managed)



305m CAT5E/6 UTP Pullboxes

Securview unshielded twisted pair, standards approved Ethernet cable pullboxes in a range of colours.


CAT5EBLU-47MM (Blue)
CAT5EYL-47MM (Yellow)
CAT5EWH (White)

CAT6BLU-50MM (Blue)
CAT6RED-50MM (Red)

NETCABLE10 (10m)
Patch NETCABLE20 (20m)
Leads NETCABLE30 (30m)

WiFi & 4G made for CCTV.

Enjoy the best in reliability and quick wireless setup with Longevity high speed WiFi & 4G access points.


LONGEVITY

Outdoors 4G LTE Wireless Access Point

- 4G LTE transfer to wired & WiFi network
- Functions as a router/access point
- 2 x 2.4GHz & 1 x 4GHz antennas
- Power via micro-USB or PoE
- Simple plug & play installation

LGAP100-4G
(300Mbps, 4G)

SIM card not included*




LONGEVITY

Dual Band Wireless Access Points

- 1300Mbps/900Mbps connection speed
- Dual LAN/WAN ports, provides PoE (LGAP300 only)
- Strong signal with dual antenna design
- Up to 5km point-to-point range (no obstructions)
- Pole & wall mountable, IP65 weather resistant

LGAP200
(1300Mbps)

LGAP300
(900Mbps, PoE)



LONGEVITY

DIP Switch 5.8GHz Wireless Access Point

- DIP switch config - no PC required for basic setup
- 2 x 10/100/1000Mbps LAN ports
- Maximum 867Mbps wireless link speed
- Up to 2km max range line of sight
- PoE injector or switch required

LONGEVITYCOM007
(Single unit)

Professional & scalable security with Watchguard™ 864 Series.

» Deliver professional results with Watchguard security solutions

Hardwired Alarm Panel 8 Zone Panel | Expand to 64 Zones | Alarm Communicators



Professional 8/64 Zone Panel & Keypad

- 8 zone panel & keypad, expand up to 64 zones
- 8 partitions, up to 25 programmable outputs
- Easily programmable via windows PC
- Scalable to suite a wide range of applications
- Dedicated panic zone & monitored siren output

WGAP864PB (Panel + black KP)

WGAP864PW (Panel + white KP)



864 Panel IP Module with WiFi

- Control via phone or tablet from anywhere
- Easy to install, simply connect to the network
- End-user oriented app, powerful & easy to use
- Remote arm/disarm, bypass, panic, trigger outputs (turn on lights/gate), configure alerts

WGAP864IPMW

(WiFi support)



4G/IP/SMS Alarm Communicator

- Be NBN ready - enable panel communication to monitoring centres via 3G, 4G and IP*
 - Or, switch panel to self-monitored alarm via SMS
 - Configurable via PC or SMS commands
- *DC09 protocol centres, SIM card sold separately

WGSMSC

(IP / 4G / SMS)



TAKEX

Wide Angle & Curtain PIR Sensors

- Passive infrared detection up to 11m (84° angle)
- Pet immune model - ignores animals up to 20kg
- Curtain model - emits vertical beam up to 16.5m
- High stability against interference (radio, static, etc.)
- Tamper switch, ABS plastic housing for indoor use
- Ceiling mount bracket available (sold separately)

PIR-T45W
(Wide Angle)

PIR-T45WP
(Pet immune)

PIR-T46C
(Curtain)

PIR-T4BKT
(Wall/Ceiling Bracket)



Hardwired Siren/Strobe + Battery Backup

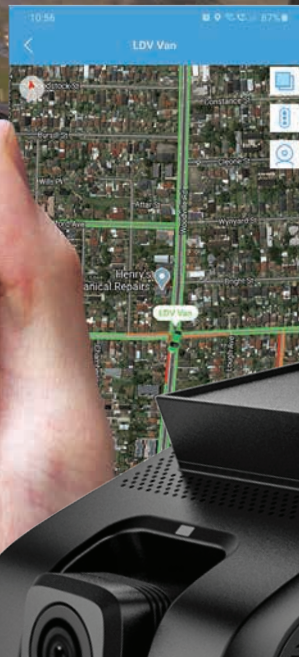
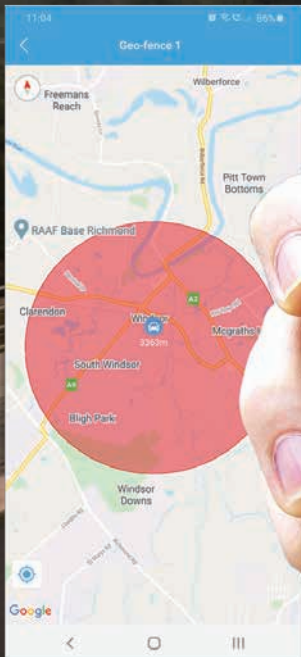
- Polycarbonate sirens for 864 & other alarm panels
- High power siren (up to 120dB) & blue strobe
- Siren timers (3min/20min), 500mA NiMH battery
- Designed for sheltered use IP54 (-900), IP55 (-500)
- Dual tamper - front case & wall tamper switches

WGSIR-500
(Square)

WGSIR-900
(Round)

Best in vehicle monitoring.

Mobile DVR that does it all: Dual cameras, GPS tracking & 4G for live video, driver calling & behaviour monitoring.



NEW

**Full HD
1080**



SECURVIEW

MDVR-J400

4G Vehicle Monitoring & GPS Tracking System

- 1080p road-facing camera; separate B&W cabin camera
- Real-time, precision GPS tracking; geo-fencing, tracking playback
- Voice chat and live view video at any time from connected app
- Driver behaviour live alerts for speed, g-sensor & more
- Manage multiple units & send device commands on phone or PC
- Free lifetime licence for online tracking platform & phone app
- Incl. power harness, mounting kits, alarm button, relays & more



Included Accessories

MDVR-J400
(SIM card, phone & SD card not included)

High performance lighting for commercial & industrial installs.

» Wide range of high power LED flood lighting up to 960W

LED Flood Lighting Up to 960W | High-efficiency | Sensor Floods

ENSA™

LFL-C2 Series: Commercial Sensor Flood Lights

- Available in 20W, 30W and 50W models
- 120lm/W luminous efficacy, 120° beam, >80 CRI
- Adjustable PIR detection up to 12m with a 140° arc and adjustable on-time delay (5s ~ 5min)
- 35,000hrs rated LED lifespan
- 5000K cool white colour temperature
- 180° adjustable U-bracket and PIR sensor
- IP65 weather rated chassis

LFL-C20-CS2-5
(20W, 2400lm)

LFL-C30-CS2-5
(30W, 3600lm)

LFL-C50-CS2-5
(30W, 6000lm)



Now in
5000K
Temp.

150lm/W
20~200W
5000K



ENSA™

LFL-B2 Series: Cool White Slimline LED Floods

- 20W, 50W, 100W & 200W, up to 150lm/W, 50,000hrs lifespan
- 120° beam, cool white (5000K), >70 CRI, IP65

LFL-B20-C2 (20W, 3000lm) **LFL-B50-C2** (50W, 7500lm) **LFL-B100-C2** (100W, 15000lm) **LFL-B200-C2** (200W, 30000lm)

110lm/W
50~150W
3000K



ENSA™

LFL-B Series: Warm White Slimline LED Floods

- In 50W, 100W & 150W, up to 110lm/W, 50,000hrs lifespan
- 100° beam, warm white (3000K), >80 CRI, IP65

LFL-B50-W (50W, 5500lm) **LFL-B100-W** (100W, 11000lm) **LFL-B150-W** (150W, 16500lm)



ENSA™

LFL-B Series 30W Flood

- 30W, 110lm/W, 50,000hrs lifespan, 100°, 5000K, IP65

LFL-B30-C
(30W, 3300lm)

ENSA™

LFL-F Series: High Performance LED Flood Lights

- Available in 480W, 720W and 960W models
- Lumileds LEDs exceptional light output (+165lm/W)
- 60° beam angle as standard, >80 CRI, 6500K cool white, IP66
- Customise lighting for large areas perfectly with 360° rotate & 140° tilt individually adjustable LED modules

LFL-F480-C
(480W 79,200lm,
4 x LED modules)

LFL-F720-C
(720W 118,800lm,
6 x LED modules)

LFL-F960-C
(960W 158,400lm,
8 x LED modules)



LFL-F Lens Modules

- Lens customisation avail. by special order
- Change beam to 10°, 30°, 90° or 120°

LFL-F-L10/30/90/120
(Special order only)

High performance lighting.

High power project lighting range suitable for a broad scope of applications, now with new models available.

NEW

*Now available in
360W, 720W & 960W*



ENSA™

LFL-G2 Series: Adjustable LED Floods

- Available in 240W, 360W, 480W, 720W & 960W models
- Superb 160lm/W luminous efficacy, >80 CRI
- 180° adjustable U-bracket to direct entire luminaire
- Incredible 100,000hrs rated LED lifespan
- 5000K cool white colour temperature
- New wide 60°x100° beam angle models (30° optional)
- IP67 weather rated; ideal for sporting grounds



LFL-G240-C2
(240W 38,400lm,
2 x LED modules)

LFL-G360-C2
(360W 57,600lm,
3 x LED modules)

LFL-G480-C2
(480W 81,600lm,
4 x LED modules)

LFL-G720-C2
(720W 115,200lm,
6 x LED modules)

LFL-G960-C2
(960W 153,600lm,
9 x LED modules)

Automate lighting, add security and improve energy efficiency.

» Efficient sensor LED lighting and motion sensor switches

LED Tube Lights Standard & Sensor Models | 2ft, 4ft, 5ft Models

ENSA™

T8 Standard LED Tubes

- In 2ft (600mm), 4ft (1200mm) & 5ft (1500mm) models
- 100+lm/W efficacy, LED lifespan up to 30,000 hours
- Light weight, safe, full polycarbonate tube design
- Frosted diffuser for soft light eliminates LED glare
- Single ended AC input, incl. LED starter

LTU-A9-CW
(9W, 900lm)

LTU-A18-CW
(18W, 1800lm)

LTU-A22-CW
(22W, 2200lm)



100lm/W
2ft, 4ft, 5ft
Retrofit

ENSA™

T8 Motion Sensor LED Tubes

- Compound energy savings with LED sensor tubes
- Available in 2ft (600mm) and 4ft (1200mm) models
- 80+lm/W efficacy, LED lifespan up to 50,000 hours
- 8m radius PIR sensor, 120° beam angle, >80 CRI
- Light features 60 sec on-time delay after last detected motion, then dims to 30% brightness
- Single ended AC input, incl. LED starter

LTU-C9-CS
(9W, 750lm)

LTU-C18-CS
(18W, 1800lm)



2ft & 4ft
Microwave
30% Dim

LED Sensor Battens 600/1200mm | Motion Sensing | Light Sensing | Emergency



140°
Microwave
90lm/W

ENSA™

S Series: IP65 LED Sensor Battens

- In 18W (1350lm) & 36W (3240lm) models
- Light & microwave motion sensor control light
- Set on-time duration & motion sensitivity
- On/off mode only (100% -> 0% brightness)
- 140° beam, 50,000hrs LED lifespan, IP65

LEDBT18WS
(18W, 600mm)

LEDBT36WS
(36W, 1200mm)



Microwave
2-Stage Dim
NSW ESS

ENSA™

S2 Series: IP65 LED Sensor Battens

- **Accepted for use in NSW Energy Saving Scheme**
- In 18W (1600lm) & 36W (3000lm) models
- Light & microwave motion sensor control light
- Adjustable 2 stage dim (100% -> Dim -> Off)
- 120° beam angle, 35,000hrs LED lifespan, IP65

LEDBT18WS2
(18W, 600mm)

LEDBT36WS2
(36W, 1200mm)



Emergency
2-Stage Dim
NSW ESS

ENSA™

SE Series: Emergency LED Battens

- **Accepted for use in NSW Energy Saving Scheme**
- In 18W (1600lm) & 36W (3000lm) models
- Light & microwave motion sensor control light
- 2hrs up-time backup battery, AS2293.3 app.
- 120° beam angle, 35,000hrs LED lifespan, IP65

LEDBT18WSE
(18W, 600mm)

LEDBT36WSE
(36W, 1200mm)

The ultimate LED area light.

High power & efficient, with various mount options perfect for streets, paths, signs, wallwashing & more.



**5 mounting methods
for poles & walls**

**Now in
200W
Model**

ENSA™

LSL-B Series: LED Area/Street Lights

- Versatile mounting with 5 adjustable light brackets
- Available in 150W and now in new 200W model
- Slip fit, fixed/adjust pole, trunnion & yoke wall mounts
- 135lm/W, 5000K cool white, >70 CRI, 50,000hrs lifespan
- 155 x 85° beam angle, 1~10V / PWM dimmable
- IP66/IK08 weather/vandal rated, 20KV surge protection
- Brackets not included, sold separately

LSL-B150-C
(150W, 5000K)

LSL-B200-C
(200W, 5000K)

LSL-B Series Mount Accessories



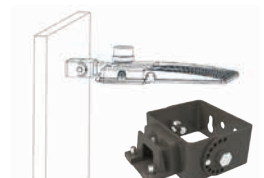
LSL-BKTS
(Slip Fitter)

LSL-BKTP
(Fixed Pole)

LSL-BKTA
(Adjust. Pole)



LSL-BKTY
(Yoke Wall)



LSL-BKTT
(Trunnion)

Deliver rapid energy savings with retrofit LED lighting.

» Quick additions to installations to deliver great improvements

Quick Fit LED Lighting E27 & B22 Retrofit Lighting | Link Lights | Residential Floods



ENSA™

42W/45W E27 and E40 Retrofit LED Bulbs

- 42W E27 & E40 screw-fit LEDs
- 120lm/W, >80 CRI, >25,000hrs lifespan, 4000K natural white
- Ø110mm x 275mm length
- 45W E27 screw fit LED bulbs
- 100lm/W, >80 CRI, >25,000hrs lifespan, 4000K natural white
- Ø138mm x 231mm length

LBL-D42-E27N
(42W, natural, E27)

LBL-D42-E40N
(42W, natural, E40)

LBL-D45-E27N
(45W, natural, E27)

E27-E40BASE
(E27 to E40 Adapter)



ENSA™

Warm White 16W LED Oyster Lighting

Available in standard & sensor+battery backup models, 1200lm, 120° beam, 30,000hrs lifespan, (3000K) colour temp, IP66/IK10 rated

LOL-A16-W
(Standard Light)

LOL-A16-WSE
(Sensor & Battery)

NEW

Affordable & Efficient



AVOL®



Driver-on-Board LED Flood Lighting


- 80lm/W luminous efficacy, 6000K cool white colour temp.
- Wide 120° beam angle, 35,000hr rated lifespan
- Lightweight aluminium, adjustable U-bracket, IP66 rated
- Integrated, on-board LED driver for streamlined installation

LFL-H50-C
(50W)

LFL-H100-C
(100W)

LFL-H150-C
(150W)

LFL-H200-C
(200W)



Mounting Brackets Included



ENSA™

13W LED Link Lights

Connect multiple lights together, 1050lm/light, 135° beam angle, incl. mount clips, AC plug & connectors

LEDDBR13W3K/65K
(warm/cool)

ENSA™

2CH Mains Voltage 433.92MHz Receiver

- Remote control any 240VAC load up to 1000W
- 2 relay outputs (latched/timed), 100m RF range LoS
- Add up to 128 remotes or wireless alarm sensors
- IP55 rated, sheltered mounting, incl. 2 x remotes

ENSA-RS1
*sensors optional



Trigger via wireless sensors*

Control LEDs & cut power use.

Use ENSA™ sensor switches for the best in motion sensor light control, with reliable detection indoors & out.

**Complete
Sensor Review**
See our video intro
and learn the range



ENSA™ Intelligent Motion Sensor & Dusk/Dawn Switches



- 12m 180°
- Wall mount
- PIR detection
- IP65 rated
- 4m x 20m
- Corridors
- PIR detection
- IP20 rated
- Ø6m 360°
- Recessed
- PIR detection
- IP20 rated
- Ø20m 360°
- Ceiling mount
- PIR detection
- IP65 rated

ENSA-PS1

ENSA-PS2

ENSA-PS3

ENSA-PS4



- Ø8m 360°
- Concealed
- Microwave
- Indoor only
- 15m 180°
- Wall mount
- Microwave
- IP65 rated
- Ø16m 360°
- Ceiling mount
- Microwave
- IP20 rated

ENSA-MS1

ENSA-MS6

ENSA-MS2



- 2 ~ 100 Lux
- DIN rail/probe
- Dusk/dawn
- IP65 rated
- 5 ~ 50 Lux
- Wall clip
- Dusk/dawn
- IP65 rated

ENSA-LC3

ENSA-LC1W

Commercial high bay lighting **ENSA™**

Pressure washable IP69K food-grade LED high bays.

ENSA™

LHB-F Series: Food Grade High Bays

- Suitable for food processing environments - no glass, smooth non-toxic surface & easy to clean
- 135lm/W luminous efficacy, >80 CRI
- IP69K rated for pressure cleaning, ~54,000hrs lifespan
- 4000K / 5700K natural/cool white, 120° beam
- Separate output lead for 0~10V light control

LHB-F100-C/N
(100W)

LHB-F150-C/N
(150W)

LHB-F200-N
(200W)



150W
Avail.
AUG

130lm/W
120° Beam
UFO Style

ENSA™

LHB-D Series: UFO High Bays

- Available in 100W, 150W & 200W
- 130lm/W luminous efficacy, >80 CRI
- 50,000hrs rated LED life, compact, IP66
- 5700K cool white, 90° beam angle
- Lightweight housing for easy install
- Adjustable U-bracket (sold separately)

LHB-D100-C
(100W)

LHB-D150-C
(150W)

LHB-D200-C
(200W)

LHB-DBKTA
(U-Bracket)



100lm/W
60° Beam
NSW ESS

ENSA™

LHB-A Series: Traditional High Bays

- Special price available while stocks last!
- In 120W in standard or 0~10V driver*
- Accepted for use in the NSW ESS
- +100lm/W, >80 CRI, 50,000hrs rated LED life
- 6500K cool white, 60° reflector, IP20 rated
- Mounting eyelet included
- * 0~10V driver model sold separately

LHB-A120-CW
(120W)

It is our mission to support & inspire your installation business.
With the best brands in CCTV, alarms, access control and LED lighting.



Over 40 Years | Since 1978

M/L: 407530935

Contact us, shop online or visit our Sydney branches:

(02) 9671 6711 | sales@rhino.com.au | www.rhino.com.au

McGraths Hill

Head Office & Distribution
9 Hannabus Place
McGraths Hill, NSW 2756

Haberfield

Showroom & Sales Office
223-225 Ramsay Street
Haberfield, NSW 2045

Villawood

Showroom & Sales Office
63-69 Middleton Road
Villawood, NSW 2163

Exclusive Trade Only Specials. Offers valid until 30th Sep 2020, while stocks last, trade customers only. Pricing & product availability may be subject to change without notice; all prices in AUD & exclude GST. Some offers may commence or extend beyond the promotional period. Errors & omissions excepted.