



# TRADE SPECIALS

Exclusive trade only specials: Available until 30<sup>th</sup> Jun 2020



**CCTV | ALARMS | INTERCOMS | ACCESS | LED | SOLAR SYSTEMS**



## 4K / 8.0MP HDCVI Expandable CCTV Kits

8CH (4 cam) / 16CH (8 cam) kits for easy camera expansion  
4K@7fps, Starlight, 2.8mm (111°), 50m IR, WDR, IP67, metal body  
SkyHawk CCTV HDD & camera PSUs (cable sold separately)



CVRKIT-C882F-4



CVRKIT-C1684F-8



**Mix & match dome or bullet cameras**

## FLASHVIEW™

### 27" 4K / 8.0MP Ultra HD Monitor

4K monitor built for 24/7 use displaying surveillance systems

4K (3840 x 2160), 2 x HDMI, 1 x VGA, VESA 75x75 mount, 12VDC for easy mounting



**Lifetime Warranty**

LCDFL27



## Pro Series 4K Motorised IP Cameras

8.0MP@25fps, 3.7~11mm (112°~46°), starlight, intrusion/tripwire IVS, up to 60m IR, true WDR, IP67 (+IK10 dome)



VSIP8MPFBIRMD  
VSIP8MPVDIRMD

**25FPS AT 4K**



# 8.0MP Surveillance Savings

Offer the best in your next install with affordable 4K CCTV

Contact us today • (02) 9671 6711 • sales@rhino.com.au • www.rhino.com.au

Industry leading **4 year warranty** offered on all professional products

Well known, unique & **protected brands** to add value to your installs

We will **match or better pricing** for any directly comparable product

Enjoy **free expert technical support** on the entire product range

# Transform your next install with AI surveillance systems.

» Face Recognition & Perimeter Protection capable IP surveillance

**Ultimate AI Series** Face Capture | Perimeter Protection | Up to 8.0MP



## Ultimate AI Series Cameras

- Face Capture for improved recognition (*requires AI NVR*)
- Face Recognition with Pro AI Series NVRs up to 16 channels
- Perimeter Protection for people/vehicle identification
- Search playback by person and vehicle detection events
- Stream up to 8.0MP (3840 x 2160) in real-time 25fps
- 2.7~12.0mm motorised varifocal lens with auto iris
- Huge 1/1.18" image sensor & True WDR (120dB)
- Intelligent functions including tripwire & intrusion
- Starlight: low light colour at 0.003lx
- Alarm/audio I/O, ePoE, MicroSD, IP67, IK10 (*dome*)



VSIPU-4BIRM-I  
(4.0MP VF Bullet)

VSIPU-8BIRM-I  
(8.0MP VF Bullet)



VSIPU-4DIRM-I  
(4.0MP VF Dome)



VSIPU-8BIRM-I  
(8.0MP VF Bullet)

**Professional AI Series** Perimeter Protection | Fixed & Motorised | Up to 4.0MP



## Professional AI Series Cameras

- Perimeter Protection for people/vehicle identification
- Search playback by person and vehicle detection events
- Ideal for use with standard Pro and Compact Series NVRs
- Stream up to 4.0MP (2688 x 1520 pixels) in 20fps
- Fixed 2.8mm & motorised varifocal lens 2.7~13mm models
- 40~60m infrared (model dependent), 15m infrared (PTZ)
- Starlight light colour as low as 0.005lx
- Audio (built-in mic or RCA) & RCA output (VF dome/bullet)
- True WDR (120dB), MicroSD slot, IP67, IK10 (*dome*)



VSIPP-4BIRG-I  
(Fixed Bullet)

VSIPP-4DIRD-I  
(Fixed Dome)

VSIPP-4DIRG-I  
(Fixed Turret)

VSIPPTZ-4IRM-I  
(4x Zoom PTZ)



VSIPP-4BIRMG-I  
(VF Bullet)

VSIPP-4DIRMD-I  
(VF Dome)

VSIPP-4DIRMG-I  
(VF Turret)



# Artificial intelligence CCTV.

The latest in IP surveillance intelligent functionality with VIP Vision™ Professional AI Series NVRs.



## Professional AI 16/32CH PoE NVRs

- **Face analysis & databases for Face Recognition applications**
- **Search by face, create whitelist/blacklist, stranger alarm mode**
- Perimeter protection by NVR; enables function on standard cameras
- Alerts & playback via face recognition & perimeter protection
- Record beyond 12.0MP with 320Mbps incoming bandwidth
- 16 port PoE (8 x ePoE), 2/4 x HDD bays, alarm input/output
- Use Ultimate AI Series cameras for face recognition up to 16 channels

**NVR16PRO-I**  
(16CH, 16 x PoE)

**NVR32PRO16P-I**  
(32CH, 16 x PoE)

### Perimeter Protection

Perimeter protection enhances tripwire & intrusion IVS rules with people & vehicle detection, filtering out false positives from other sources of movement such as wind, light, animals, etc.



People & vehicles are detected for alarms and alerts



Other sources of motion are ignored

### Face Recognition

Ultimate AI Camera



Face Capture



Face Feature Modeling



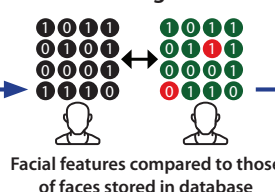
AI Network Video Recorder



Face Added to Database



Face Recognition



Platform Client



If face is recognised from database, designated events are triggered

# Ultra HD recording solutions for a wide variety of applications.

» Deliver more value in your installs with 4K NVRs across the range

## Compact NVR Series Up to 16 Channels | Up to 2 x HDD Bays



### Compact 4 Channel PoE NVR

Record 8.0MP, up to 80Mbps, 4 port PoE, 1 x HDD up to 10TB, 1 x HDMI/VGA, H.265, smart fan, QR code remote config.

**NVR4COM2**  
(4CH, 4 x PoE)



### Compact 8 Channel PoE NVR

Record 8.0MP, up to 80Mbps, 8 port PoE, 1 x HDD up to 10TB, 1 x HDMI/VGA, H.265, smart fan, QR code remote config.

**NVR8COM2**  
(8CH, 8 x PoE)



### Compact 16 Channel PoE NVR

Record 8.0MP, up to 200Mbps, 16 port PoE, 2 x HDD up to 10TB each, 1 x HDMI/VGA, H.265, smart fan, QR code remote config.

**NVR16COM2**  
(16CH, 16 x PoE)

## Professional NVR Series Up to 32 Channels | Up to 4 x HDD Bays



### Professional 4 Channel PoE NVR

Record 8.0MP/4K, up to 200Mbps, 4 port PoE, H.265+, 2 x HDD up to 10TB each, 1 x HDMI, 1 x VGA, 4/2 alarm I/O, QR code remote config.

**NVR4PRO3**  
(4CH, 4 x PoE)



### Professional 8 Channel PoE NVR

Record 12.0MP, up to 320Mbps, 8 port PoE (8 x ePoE), H.265+, 2 x HDD up to 10TB each, 1 x HDMI, 1 x VGA, 4/2 alarm I/O, QR code config.

**NVR8PRO7**  
(8CH, 8 x PoE)



### Professional 16 Channel PoE NVR

Record 12.0MP, up to 320Mbps, 16 port PoE (8 x ePoE), H.265+, 4 x HDD up to 10TB each, 2 x HDMI, 1 x VGA, 16/6 alarm I/O, QR code config.

**NVR16PRO7**  
(16CH, 16 x PoE)



### Professional 24 Channel PoE NVR

Record 12.0MP, up to 320Mbps, 24 port PoE, H.265+, 4 x HDD up to 10TB each, 2 x HDMI, 1 x VGA, 16/6 alarm I/O, QR code config.

**NVR24PRO6**  
(24CH, 24 x PoE)



### Professional 32 Channel PoE NVR

Record 12.0MP, up to 320Mbps, 16 port PoE (8 x ePoE), H.265+, 4 x HDD up to 10TB each, 2 x HDMI, 1 x VGA, 16/6 alarm I/O, QR code config.

**NVR32PRO16P3**  
(32CH, 16 x PoE)



### Professional 16/32Ch Non-PoE NVR

Record 12.0MP, up to 320Mbps, 16/32 channels, H.265, QR code, Alarm I/O, HDMI/VGA, eSATA, RS232/485, 1 x RJ45 (16CH), 2 x RJ45 (32CH)

**NVR16PRO6NP** (16CH, 2 x HDD)  
**NVR32PRONP2** (32CH, 4 x HDD)



# Built for 24/7 operation.

Flashview™ monitors feature industrial grade LCD panels designed for continuous use in CCTV systems.



## FLASHVIEW™

### 18.5" LCD Monitor

- 720p (1366x768), 5ms
- TN panel technology
- 1 x VGA input
- VESA 100x100 mount

LCDFL19  
(720p, 18.5")

### 23.8" LCD Monitor

- 1080p (1920x1080), 14ms
- TN panel technology
- 1 x HDMI, 1 x VGA
- Mount with LCDBKT-A15T

LCDFL24  
(1080p, 23.8")

### 27" LCD Monitor

- 4K (3840 x 2160), 5ms
- IPS panel technology
- 2 x HDMI, 1 x DisplayPort
- VESA 75x75 mount

LCDFL27  
(4K, 27")



## SECURVIEW

### Professional Display Brackets

- |                              |                              |
|------------------------------|------------------------------|
| 13~30" 15kg Wall Mount       | LCDBKT-A15T (Tilt)           |
| 17~42" 20kg Wall Mount       | LCDBKT-A20T (Tilt)           |
| 17~42" 30kg Arm Wall Mount   | LCDBKT-A30TS (Tilt & swivel) |
| 23~42" 35kg Ceiling Mount    | LCDBKT-A35C (Tilt & swivel)  |
| 37~70" 50kg Large Wall Mount | LCDBKT-A50T (Tilt)           |

These Flashview™ monitors come with **Lifetime Warranty†** and **12VDC power input** for easy installation.

† Flashview monitor limited lifetime warranty warrants the original end user of the product with proof of purchase.

For full warranty terms, please visit [www.rhinoco.com.au/legal/terms](http://www.rhinoco.com.au/legal/terms)

# CCTV SURVEILLANCE SUPER SALE

## NETWORK CAMERAS



**4.0**  
MEGAPIXEL



### Compact 4.0MP VF IP Bullet

4.0MP@20fps, 2.8~12mm VF lens (94~33°), 60m IR, digital WDR, H.265, full metal, IP67 rated, PoE

**VSIPC-4BIRMG**



**4.0**  
MEGAPIXEL



### Compact 4.0MP VF IP Dome

4.0MP@20fps, 2.8~12mm VF lens (94~33°), 30m IR, digital WDR, full metal, IP67/IK10 rated, PoE

**VSIPC-4DIRMD**



**4.0**  
MEGAPIXEL



### Compact 4.0MP VF IP Turret

4.0MP@20fps, 2.8~12mm VF lens (94~33°), 50m IR, digital WDR, full metal, IP67 rated, PoE

**VSIPC-4DIRMG**



**4.0**  
MEGAPIXEL



### Pro 4.0MP Mini IP PTZ Dome

4.0MP@25fps, 2.7~11mm (112~30°) 4x zoom, 355° pan, 0~90° tilt, true WDR, IP67, IK10

**VSIP4MPPTZMINI**



**Full HD**  
**1080**



### Pro 2.0MP Fixed IP Turret

2.0MP@50fps, 3.6mm (87°), 50m IR, IVS incl. face detect, true WDR, built-in mic, microSD, ePoE, IP67

**VSIP2MPVDMINIIRCB3.6**



**4.0**  
MEGAPIXEL



### Pro 4.0MP Fixed IP Turret

4.0MP@25fps, 2.8mm (104°), 3.6mm (87°), 50m IR, IVS, true WDR, mic, microSD, ePoE, IP67

**VSIP4MPVDMINIIRCB2.8 / 3.6**



**6.0**  
MEGAPIXEL



### Pro 6.0MP Fixed IP Bullet

6.0MP@20fps, 2.8mm (98°) lens, 40m IR, IVS, true WDR (120dB), microSD, ePoE, IP67

**VSIP6MPFBMINIIR2.8**



**4K**  
ULTRA HD



### Pro 8.0MP Fixed IP Bullet

8.0MP@15fps, 2.8mm (112°) lens, 40m IR, IVS, true WDR (120dB), microSD, ePoE, IP67

**VSIP8MPFBMINIIR2.8**



**Full HD**  
**1080**



### Pro 2.0MP Fixed IP Bullet

2.0MP@50fps, 3.6mm lens (87°), 60m IR, IVS, WDR, microSD, ePoE, alarm I/O, audio I/O, IP67/IK10

**VSIP2MPFBMINIIR**



**4.0**  
MEGAPIXEL



### Pro 4.0MP VF IP Turret

4.0MP@20fps, 2.7~13.5mm lens (104~28°), IVS, fixed iris, 50m IR, true WDR, microSD, IP67

**VSIP4MPVDIRME**



**4K**  
ULTRA HD



### Pro 8.0MP VF IP Dome

8.0MP@25fps, 3.7~11mm (112~46°), starlight, intrusion/tripwire, 30m IR, WDR, IP67 / IK10

**VSIP8MPVDIRMD**



**4K**  
ULTRA HD



### Pro 8.0MP VF IP Bullet

8.0MP@25fps, 3.7~11mm (112~46°), starlight, intrusion/tripwire, 60m IR, WDR, IP67

**VSIP8MPFBIRMD**

# HUGE SAVINGS ON NETWORK & HDCVI SURVEILLANCE CAMERAS

## ONLY WHILE STOCKS LAST

### HDCVI CAMERAS



**Full HD 1080**

**SECURVIEW**  
VICTORY SERIES

**Pro 2.0MP HDCVI Bullet**  
2.0MP@25fps, 3.6mm (90°), 40m IR, true WDR, HDCVI/SD dual video out, IP67, 12VDC

**VSCVI2MPFBIRV4**



**Full HD 1080**

**SECURVIEW**  
VICTORY SERIES

**Pro 2.0MP HDCVI Dome**  
2.0MP@25fps, 3.6mm (87°), 30m IR, true WDR, starlight, IP67, IK10, 12VDC, switchable HDCVI/SD

**VSCVI2MPVDIRV3**



**4.0 MEGAPIXEL**

**SECURVIEW**  
VICTORY SERIES

**Pro 4.0MP HDCVI Bullet**  
4.0MP@25fps, 3.6mm (79°), 40m IR, true WDR, HDCVI/SD dual video out, IP67, 12VDC

**VSCVI4MPFBIR**



**4.0 MEGAPIXEL**

**SECURVIEW**  
VICTORY SERIES

**Pro 4.0MP HDCVI 30x PTZ**  
4.0MP@25fps, 4.5~135mm lens, 30x zoom, 100m IR, WDR, IP67, 24VAC, HD/SD switchable

**VSCVI4MPPTZIRB**



**4.0 MEGAPIXEL**

**SECURVIEW**  
VICTORY SERIES

**Ult. 4.0MP HDCVI 30x PTZ**  
4.0MP@25fps, 4.5~135mm lens, 30x zoom, 100m IR, WDR, IP67, 24VAC, HD/SD switchable

**VSCVI4MPPTZIR**



**4K ULTRA HD**

**SECURVIEW**  
VICTORY SERIES

**Pro 8.0MP PIR HDCVI Bullet**  
8.0MP@15fps, 2.8mm (111°), PIR motion sensor, 20m IR, starlight, WDR, mic, IP67, 12VDC

**VSCVI-8BIRP**



**4K ULTRA HD**

**SECURVIEW**  
VICTORY SERIES

**Pro 8.0MP HDCVI Bullet**  
8.0MP@15fps, 2.8mm (111°), 40m IR, starlight, WDR, built-in mic, IP67, 12VDC, TVI/CVI/AHD

**VSCVI-8BIRG**



**4K ULTRA HD**

**SECURVIEW**  
VICTORY SERIES

**Pro 8.0MP HDCVI Turret**  
8.0MP@15fps, 2.8mm (111°), 50m IR, starlight, WDR, built-in mic, IP67, 12VDC, TVI/CVI/AHD

**VSCVI-8DIRG**



**4K ULTRA HD**

**SECURVIEW**  
VICTORY SERIES

**Pro 8.0MP VF HDCVI Bullet**  
8.0MP@15fps, 3.7~11mm (112~46°), 80m IR, starlight, WDR, mic, IP67, 12VDC, TVI/CVI/AHD

**VSCVI-8BIRMG**



**4K ULTRA HD**

**SECURVIEW**  
VICTORY SERIES

**Pro 8.0MP VF HDCVI Turret**  
8.0MP@15fps, 3.7~11mm (112~46°), 60m IR, starlight, WDR, mic, IP67, 12VDC, TVI/CVI/AHD

**VSCVI-8DIRMG**



**4K ULTRA HD**

**SECURVIEW**  
VICTORY SERIES

**Ult. 8.0MP VF HDCVI Bullet**  
8.0MP@12fps, 3.7~11mm (112~46°), 100m IR, starlight, alarm & audio, WDR, IP67, 12VDC/24VAC

**VSCVI8MPFBIRM**



**4K ULTRA HD**

**SECURVIEW**  
VICTORY SERIES

**Ult. 8.0MP VF HDCVI Dome**  
8.0MP@12fps, 3.7~11mm (112~46°), 50m IR, starlight, alarm & audio, WDR, IP67, 12VDC/24VAC

**VSCVI8MPVDIRM**



# Super IP surveillance specials to power your next installation.

» Deliver more value in your installs with amazing IP CCTV deals

**IP Surveillance** Fixed Lens | Motorised Lens | WiFi Surveillance



**Watchguard**

**Compact 6.0MP IP Turret**

6.0MP@20fps, 2.8mm wide lens (98°), built-in mic, H.265+, true WDR (120dB), 50m IR, IVS incl. tripwire & intrusion, metal housing, IP67, PoE/12VDC

**VSIPC-6DIRC (6.0MP, White)**  
**VSIPC-6DIRC-B (6.0MP, Black)**  
 (Black brackets sold separately)

**6.0 MEGAPIXEL**  
**4 YEAR WARRANTY**



**Watchguard**

**Compact 4.0MP IP IK10 Dome**

4.0MP@20fps, 2.8mm (102°), 30m IR, true WDR, H.265+, tripwire/intrusion, metal body, IP67/IK10, PoE

**VSIPC-4DIRD2 (2.8mm, 4.0MP)**

**4.0 MEGAPIXEL**

**Watchguard**

**Compact 4.0MP IP Bullet**

4.0MP@20fps, 2.8mm (102°), 30m IR, true WDR, H.265+, tripwire/intrusion, metal body, IP67, PoE

**VSIPC-4BIRS2 (2.8mm, 4.0MP)**

**4.0 MEGAPIXEL**  
**NEW**



**Watchguard**

**Pro 4.0MP VF IP Dome/ Bullet**

4.0MP@20fps, 2.7~13.5mm (104~27°), audio/alarm I/O, H.265+, WDR (120dB), 40m IR, IVS tripwire & intrusion, metal housing, IP67/IK10 (dome), PoE

**VSIPP-4DIRMD (Dome)**  
**VSIPP-4BIRMG (Bullet)**

**4.0 MEGAPIXEL**  
**NEW**



**Watchguard**

**Compact 4.0MP IP Turret**

4.0MP@20fps, 2.8mm (102°), 30m IR, true WDR, H.265+, tripwire/intrusion, built-in mic, metal body, IP67, PoE

**VSIPC-4DIRG (2.8mm, 4.0MP)**

**4.0 MEGAPIXEL**  
**NEW**



**Watchguard**

**WiFi 3.0MP Fixed Mini Dome**

3.0MP@20fps, 2.8mm (100°), 30m IR, digital WDR, 0.01lx, microSD, IP67 & IK10, metal/polycarb body, 12VDC

**VSIPW-3VDIR**

**3.0 MEGAPIXEL**



**Watchguard**

**WiFi 3.0MP Fixed Mini Bullet**

3.0MP@20fps, 2.8mm (100°), 30m IR, digital WDR, 0.01lx, microSD, IP67 rated, full metal body, 12VDC

**VSIPW-3FBIR**

**3.0 MEGAPIXEL**



**Watchguard**

**WiFi 4 Channel Dual Band NVR**

Record up to 5.0MP (80Mbps), 2.4GHz & 5GHz, 1 x HDD up to 10TB each, H.264, 50m WiFi range (line of sight)

**NVR4WF**



**Watchguard**

**WiFi 4 Channel 3.0MP CCTV Kit**

WiFi NVR with pre-installed 1TB and your choice of 4 3.0MP@20fps WiFi bullet or dome cameras. PSU included.

**NVR4WFPACK**

**3.0 MEGAPIXEL**

# Amazing value IP kits.

The best price vs performance from Watchguard™ with 6.0MP Compact Series IP surveillance kits.



## Compact Series 6.0MP IP CCTV Kits

Available in 4, 8 and 16 channels kits with PoE NVRs.

\*Cabling sold separately.



### 4CH 6.0MP Fixed Lens IP Kit

1 x 4 Channel COM Series NVR, 4 x PoE, 1 x HDD bay  
1 x Pre-installed 1TB SkyHawk Surveillance HDD  
4 x 6.0MP 2.8mm (98°) turret domes

**NVRKIT-C461F**  
(4CH, 1TB HDD)



### 8CH 6.0MP Fixed Lens IP Kit

1 x 8 Channel COM Series NVR, 8 x PoE, 1 x HDD bay  
1 x Pre-installed 2TB SkyHawk Surveillance HDD  
8 x 6.0MP 2.8mm (98°) turret domes

**NVRKIT-C862F**  
(8CH, 2TB HDD)



### 16CH 6.0MP Fixed Lens IP Kit

1 x 16 Channel COM Series NVR, 16 x PoE, 2 x HDD bays  
1 x Pre-installed 4TB SkyHawk Surveillance HDD  
16 x 6.0MP 2.8mm (98°) turret domes

**NVRKIT-C1664F**  
(16CH, 4TB HDD)



# Deliver excellent results in new & upgrade installations.

» Wide range of coaxial surveillance solutions from 720p to 4K

**HDCVI Digital Video Recorders** Up to 8.0MP | Backwards & Cross Compatibility



## Entry 8 Channel DVR

Record 720p@15fps, add 2CH IP, 1 x HDD up to 10TB, H.265, HDMI, VGA, supports CVI/AHD/TVI/composite

**CVR8ENT**  
(8CH, 720p)



## Entry 16 Channel DVR

Record 720p@15fps, add 2CH IP, 1 x HDD up to 10TB, H.265, HDMI, VGA, supports CVI/AHD/TVI/composite

**CVR16ENT**  
(16CH, 720p)



## Compact 8 Channel DVR

Record 8.0MP@7fps, add 2CH IP, 1 x HDD up to 10TB, H.265, HDMI, VGA, supports CVI/AHD/TVI/composite

**CVR8COM**  
(8CH, 8.0MP)



## Compact 16 Channel DVR

Record 8.0MP@7fps, add 2CH IP, 1 x HDD up to 10TB, H.265, HDMI, VGA, supports CVI/AHD/TVI/composite

**CVR16COM**  
(16CH, 8.0MP)



## Professional 8 Channel DVR

Record 8.0MP@7fps, add 4CH IP up to 8.0MP, H.265, 2 x HDD up to 10TB each, HDMI, VGA, supports CVI/AHD/TVI/composite

**CVR8PRO3**  
(8CH, 8.0MP)



## Professional 16 Channel DVR

Record 8.0MP@7fps, add 8CH IP up to 8.0MP, H.265, 2 x HDD up to 10TB each, HDMI, VGA, supports CVI/AHD/TVI/composite

**CVR16PRO3**  
(16CH, 8.0MP)



## Professional 32 Channel DVR

Record 2.0MP@15fps, supports 32CH IP up to 8.0MP, H.265, 8 x HDD up to 10TB each, 2 x HDMI, VGA, supports CVI/AHD/TVI/composite

**CVR32PRO3**  
(32CH, 2.0MP)



## Ultimate 16 Channel DVR

4.0MP@15fps, 8.0MP@12fps (CH1&9 only), supports 64CH IP up to 12.0MP, H.265, 8 x HDD (10TB each), 2 x HDMI, VGA, CVI/AHD/TVI, alarm, audio, face detect, people counting

**CVR16ULT**  
(16CH, 4.0MP)

**Full HD 1080**  
**Ultra Low Light**

**SECURVIEW**  
VICTORY SERIES

**Pro Series 2.0MP 25x Zoom HDCVI PTZ**

2.0MP@25fps, 4.8~120mm (59~2.4"), 150m IR, true WDR, audio & alarm, 0.005lx, 360° endless pan, -15°~90° tilt, IP67, 24VAC

**VSCV12MPPTZIRBV2**  
(25x, 2.0MP)

**Full HD 1080**  
**Ultra Low Light**

**SECURVIEW**  
VICTORY SERIES

**Ult Series 2.0MP 25x Zoom HDCVI PTZ**

2.0MP@25fps, 4.8 ~ 120mm (62~2.6"), 200m IR, true WDR, 0.005lx, video out, audio & alarm, 360° pan, -20°~90° tilt, IP67/IK10, 24VAC

**VSCV1PTZ-2IRU**  
(25x, 2.0MP)





**Watchguard**

## Entry 1.0MP HDCVI Bullet

1.0MP / 720p, 3.6mm (88°), 20m IR, full metal body, IP67 rated body, HDCVI video output, 12VDC

**VSCVI1MPFBIRV2**  
(720p)



**Watchguard**

## Entry 1.0MP HDCVI Dome

1.0MP / 720p, 3.6mm (88°), 50m IR, full metal body, IP67 rated body, HDCVI video output, 12VDC

**VSCVI1MPDIRV4**  
(720p)



**SECURVIEW**  
VICTORY SERIES

## Pro 2.0MP Motorised Bullet

2.0MP@25fps, 2.7~13.5mm (109~29°), 80m IR, true WDR, CVI/AHD/TVI/SD, 0.005lx, audio, IP67, 12VDC/24VAC

**VSCVI2MPFBIRMV4**  
(2.0MP)



**SECURVIEW**  
VICTORY SERIES

## Pro 2.0MP Motorised Dome

2.0MP@25fps, 2.7~13.5mm (109~29°), 30m IR, true WDR, CVI/AHD/TVI/SD, 0.005lx, IP67/IK10, 12VDC/24VAC

**VSCVI2MPVDIRMV4**  
(2.0MP)



**SECURVIEW**  
VICTORY SERIES

## Pro 5.0MP HDCVI Bullet

5.0MP@20fps, 2.8mm (98°), 40m IR, 0.005lx, true WDR, built-in mic, CVI/AHD/TVI/SD DIP switch, IP67, 12VDC

**VSCVI-5BIR2.8E**  
(2.8, 5.0MP)



**SECURVIEW**  
VICTORY SERIES

## Pro 5.0MP HDCVI IK10 Dome

5.0MP@20fps, 2.8mm (98°), 30m IR, true WDR, CVI/AHD/TVI/SD DIP switch, IP67, IK10, 12VDC

**VSCVI-5DIR2.8D**  
(2.8, 5.0MP)



**SECURVIEW**  
VICTORY SERIES

## Pro 5.0MP HDCVI Dome

5.0MP@20fps, 2.8mm (98°), 50m IR, 0.005lx, true WDR, built-in mic, CVI/AHD/TVI/SD DIP switch, IP67, 12VDC

**VSCVI-5DIR2.8G**  
(2.8, 5.0MP)



**SECURVIEW**  
VICTORY SERIES

## 24/7 Colour 2.0MP HDCVI Dome

2.0MP@25fps, 3.6mm (90°), 0.001lx 24/7 colour, true WDR, built-in mic, CVI/AHD/TVI/SD DIP switch, IP67, IK10, 12VDC

**VSCVI-2DFCG**  
(3.6, 2.0MP)



**SECURVIEW**  
VICTORY SERIES

## Pro 5.0MP Motorised Bullet

5.0MP@20fps, 2.7~13.5mm (102~29°), 80m IR, true WDR, CVI/AHD/TVI/SD, 0.005lx, audio, IP67, 12VDC/24VAC

**VSCVI-5BIRMG**  
(5.0MP)



**SECURVIEW**  
VICTORY SERIES

## Pro 5.0MP Motorised Dome

5.0MP@20fps, 2.7~13.5mm (109~29°), 30m IR, true WDR, CVI/AHD/TVI/SD DIP switch, IP67/IK10, 12VDC/24VAC

**VSCVI-5DIRMD**  
(5.0MP)



**SECURVIEW**  
VICTORY SERIES

## Pro 5.0MP Motorised Dome

5.0MP@20fps, 2.7~13.5mm (109~29°), 60m IR, true WDR, CVI/AHD/TVI/SD DIP switch, IP67, 12VDC/24VAC

**VSCVI-5DIRMG**  
(5.0MP)



**SECURVIEW**  
VICTORY SERIES

## Pro 2.0MP HDCVI Pinhole

2.0MP@25fps, 3.6mm (92°), true WDR, HDCVI/SD switchable, IP67, 12VDC, only 36 x 44 x 22mm size

**VSCVI2MPPH3.6**  
(2.0MP)



**SECURVIEW**

## Passive HDCVI Balun Pair

Utilise CAT5e/CAT6 for HDCVI installs, <100m@4K/UHD, <200m@4.0MP, 250m@2.0MP, 400m@1.0MP

**VSBALHDP**  
(Pair)



**SECURVIEW**

## 4 & 8 Port Passive HDCVI Balun

Transmit coax video signal over UTP, supports HDCVI/TVI/AHD signals, transmit HD video up to 250m/400m (1080p/720p), supports CAT5/5e/CAT6 UTP, includes rackmount components

**VSBALHDP4**  
(4 Port)

**VSBALHDP8**  
(8 Port)



**SECURVIEW**

## HDCVI Video Isolator

Solve image interference caused by ground loops, 75Ω BNC male to female, 400mm cable length

**VSGLI**

# Solar power systems for CCTV, lighting, WiFi, access and more.

» Four mini solar power stations customised to fit your job needs


**Solar Powered Systems** 56W - 180W Solar Panels | 218Wh - 1200Wh Lithium Battery

## ENSA™

### Create Solar Powered Systems

- Solar systems to power your next installation
- Pre-configured & ready for implementation
- Use for lighting, CCTV, WiFi, access & more
- High conversion rate monocrystalline panels
- Large capacity lithium batteries (LiFePO<sub>4</sub>)
- Fully adjustable LED lighting modules
- 180lm/W with microwave motion sensor
- Set parameters with included remote
- 12.8V and 25.6VDC input voltage
- Optional bird spike strip included
- Ø50~60mm diameter pole mount

\*Pole/base not included with SSL-B units, sold separately



#### 56W Solar System

56W Monocrystalline Panel  
218Wh LiFePO<sub>4</sub> Battery  
20W 180lm/W LED Area Light  
145 x 75° Beam Angle  
12.8VDC Output Voltage

SSL-B20MC



#### 80W Solar System

80W Monocrystalline Panel  
320Wh LiFePO<sub>4</sub> Battery  
30W 180lm/W LED Area Light  
145 x 75° Beam Angle  
12.8VDC Output Voltage

SSL-B30MC



#### 120W Solar System

120W Monocrystalline Panel  
500Wh LiFePO<sub>4</sub> Battery  
50W 180lm/W LED Area Light  
145 x 100° Beam Angle  
12.8VDC Output Voltage

SSL-B50MC



#### 180W Solar System

180W Monocrystalline Panel  
1200Wh LiFePO<sub>4</sub> Battery  
60W 180lm/W LED Area Light  
145 x 100° Beam Angle  
25.6VDC Output Voltage

SSL-B60MC



# The sky's the limit with solar.

Take advantage of a wide variety of installation opportunities for temporary & fixed solar solutions.



**Building Site Safety**




**Equipment Security**



**LED Area Lighting**



**Remote Gate Control**



**Expand WiFi Networks**



**Solar Surveillance**



**Monitor Private Areas**



**Remote Power Supply**



## Solar Powered Surveillance

- 120W & 180W Solar Systems + surveillance
- Fully configured and ready for installation
- Remote view via 4G\* or 5GHz wireless links
- 4.0MP Mini PTZ incl., other options available\*
- Surveillance grade microSD storage incl.
- 500Wh or 1200Wh high capacity batteries

\*Pole/base, SIM sold separately, camera changes may increase cost.

SLR-B120-4G/4W      SLR-B180-4G/4W  
(120W Panel, 4G/WiFi)      (180W Panel, 4G/WiFi)





# Professional intercom systems to enhance access & security.

» Intercoms for homes, duplexes, apartments, businesses & more

**Residential Intercom Series** IP & 2-Wire Models | Door Stations | Indoor Monitors



## Complete Residential IP Intercom Kit

- Complete system for rapid installation
- Connect via Ethernet, power via PoE
- 1.0MP door station and 7" monitor
- Up to 32GB microSD storage (on monitor)
- Incl. 2 x 12VDC PSU & 30m CAT5E loom

**INTIPRKITD**  
(Monitor & door station)



## 2-Wire Residential Intercom Systems

- Use existing 2-wire cable to upgrade old intercoms
- 7" touch monitor & 1.0MP IK07 flush mount door station
- Add network controller: Connect to LAN/Internet for full remote live view, snapshots, unlock & more (PSU included)
- 24V PSU included with network controller



**INTIPRDSVW2W**  
(Door station)

**INTIPMONFB2W**  
(7" Monitor)

**INTIPNC2W**  
(Net Controller)



## 7" IP Intercom Monitors

Additional monitor for INTIPRKITD, 7" touch screen, 6/1 alarm I/O, 1 x RS485, 32GB storage, PoE or 12VDC, surface wall mount, indoor only

**INTIPMONDW/B**  
(7", WiFi, White/Black)

**INTIPMON**  
(7", SIP Monitor)



## Apartment Series IP Door Station

- 1/2.9" 2.0MP camera (138°) + white LED light
- Keypad & display; call individual residences
- NFC card reader (13.56MHz); up to 10,000 keys
- 1 x relay out, RS485, feedback, exit button
- Alarm input/output; 1 x Wiegand input
- IK08 / IP65 rated aluminum chassis
- Power over Ethernet or 12VDC/2A
- Compact design; 200mm x 98mm profile

**INTIPADSD**  
(2.0MP)

**INTIPADSDFB**  
(Flush Kit)

**INTIPADSDSB**  
(Surface Kit)



## 7" Handset Intercom Monitors

1024 x 600 touchscreen, 6/1 alarm I/O, 1 x RS485, 32GB storage, PoE/12VDC, surface or desktop mount, Ethernet, indoor only

**INTIPMONDWH**  
(White)

**INTIPMONDH-B**  
(Desktop bracket)



## 6 Port Intercom PoE Switch

Inline PoE switch facilitates network & power for up to 6 IP intercom monitors, 45W maximum switch power load, incl. 24VDC PSU, surface and DIN rail mounting options

**INTIPMONPOE**



# New G-Series IP intercoms.

Modern design VIP Vision™ IP intercoms with wide angle lens & 12VDC output to power electric strikes.



## 2.0MP Residential IP Door Station

- 1/2.8" 2.0MP wide angle lens camera (160°)
- Omni-directional microphone for 2-way talk
- 12VDC / PoE with 12VDC power output for strike
- Alarm I/O, RS485 I/O and tamper detection
- Aluminium construction, flush/surface box

**INTIPRDSG  
(2.0MP)**



## Flush/Surface Mount Boxes

Flush & surface mount boxes for INTIPRDSG

**INTIPRDSGFB  
(Flush Mount)**

**INTIPADSGSB  
(Surface Mount)**



## Residential Series IP Intercom Monitor

- 7" TFT capacitive touch screen (1024 x 600 pixels)
- 8GB internal storage; add microSD up to 32GB
- Record and snapshot video calls/messages
- Prevent unwanted calls with Do Not Disturb
- Power via PoE or 12VDC; avail. in black or white

**INTIPMONGB (Black)  
INTIPMONGW (White)**

# Large access control installs made simple with VIP Vision.

» Remove cost & complexity with access control built for business

**Access Controllers** Control up to 2000 Doors | Free PC Management Software



## Professional & Compact IP Access Controllers

- Quick-install, affordable access control in small to medium enterprise
- Available in 2-door 2-way, 4-door 1 & 2-way & 8-door 1-way controllers
- Access management & CCTV integration via free Smart PSS software
- Cascade up to 255 slave controllers for over 2000 total door capacity
- Configure users/roles & departments; up to 100,000 cards & 150,000 records
- Anti-passback, multi-door unlock, multi-card open, door time-out & more
- **ACCON-2C41:** Compact plastic body, 4 x readers, 9/5 input/output, 9~15VDC
- **ACCON-2P22:** Pro metal body, 4 x readers, 8/4 input/output, 240VAC
- **ACCON-2P41:** Pro metal body, 4 x readers, 9/5 input/output, 240VAC
- **ACCON-2P42 & 2P81:** Pro metal body, 8 x readers, 20/12 input/output, 240VAC

**ACCON-2C41**  
(Com, 4-door 1-way)

**ACCON-2P22**  
(Pro, 2-door 2-way)

**ACCON-2P41**  
(Pro, 4-door 1-way)

**ACCON-2P42 / 2P81**  
(Pro, 4-door 2-way)  
(Pro, 8-door 1-way)

**Access Readers** 13.56MHz RFID | Keypad & Fingerprint | Cable



## 13.56MHz Access Control Readers

Professional card, keypad & fingerprint access readers, LED indicators & backlit buttons, tamper protection

**ACRDR-2PC:** Card reader, IP67 rated, 9~15VDC

**ACRDR-2LKC:** Large card reader & touch keypad, IP55 rated, 9~15VDC

**ACRDR-2MKC:** Metal-body card reader & keypad, IP55/IK08, hard buttons, 9~15VDC

**ACRDR-2SC:** Slim card reader, IP65 rated, 5~16VDC

**ACRDR-2SKC:** Slim card reader & touch keypad, IP65 rated, 5~16VDC

**ACRDR-2SFC:** Slim card reader & fingerprint reader (up to 3000 records), IP55 rated, 9~15VDC



## 200m Access Control Cables

- Designed for access control systems
- **AC200G:** 200m 6-core shielded, tinned copper access control cable
- **APAC200G:** 200m 1 x 6-core access control cable, 1 x 4-core & 6-core alarm cable, 1 x figure 8 power cable

**AC200G**  
(Access only)

**APAC200G**  
(Composite)



# Perfect for single door access control installs.



## 125KHz Standalone Access Control Systems

- Standalone card & code access, programmed via reader keypad
- Built-in door chime relay contact, tamper switch & vandal lock out
- Data I/O bus for multi-station systems for up to 3 slave ACRDR100
- Compatible with split decoded controllers for additional security
- Each unit includes 2 x access control key cards

### Optional Split-Decoded Access Controller

- Splits door strike unlock signal from reader, prevents sabotage
- Built-in door chime and tamper alarm; vandal lock out
- Control terminals for alarm integration, 3 output relays
- Integrates with up to 3 keypads/readers; incl: 2 x keyfobs
- Power input: 12~24VDC auto-adjusting



ACRDR100  
(IP55, 12VDC)



ACRDR102  
(IP55, 12VDC)



ACRDR103  
(IP65, 12VDC)



ACRDR101  
(incl. 2 keyfobs)    ACRDR101-R  
(add. remote)

## Access Control Accessories Electric Strikes | Maglocks | Door Releases | Cards & Keyfobs



ACLOC100    ACLOC101    ACLOC104    ACLOC102    ACLOC103



### Mortise & Surface Electric Door Strikes

- High quality electric door strikes for intercoms & access control
- Variety of fail-safe/secure, monitored and multi-voltage models
- **ACLOC100:** Steel, mortise, fail-secure, 12VDC
- **ACLOC101:** Steel, surface, fail-secure, 12VDC
- **ACLOC104:** Chrome, surface, fail-secure, 12VDC
- **ACLOC102:** Stainless steel, mortise, fail-safe/secure, monitored, 12VDC
- **ACLOC103:** Stainless steel, mortise, fail-safe/secure, monitored, 12V/24VDC and 12V/24VAC convertible voltage



MAGLOC100S  
(Surface mount)    MAGLOC100M  
(Mortise mount)



### Electro Magnetic Door Locks

- High quality electro magnetic locks
- Fail-safe / direct pull configuration
- Rated at 270kg holding force
- 12VDC / 24VDC power input
- Anodised aluminium, zinc finish
- Available in mortise & surface mount models



### Magnetic Lock Brackets

- U-bracket for glass doors, up to 9~15mm thickness
- LZ-bracket for in-swing doors
- Includes L bracket for lock body and Z bracket for in-swing door

MAGLOC-UB100  
(U-Bracket)    MAGLOC-LZ100  
(LZ-Bracket)



ACDSW100    ACDSW101    ACDSW102



### Door Release Switches

- Door release for access control
- 500,000 mean-time between failures
- **ACDSW100:** Heavy duty, sandblasted aluminium, 3 outputs (N.O, N.C, COM)
- **ACDSW101:** Slim, stainless steel, 2 outputs (N.O, COM)
- **ACDSW102:** Touch button, aluminium, 3 output (N.O, N.C, COM), red/green status LEDs, adjustable output timer 1~40s



### 13.56MHz RFID Card/Keyfobs

For VIP Vision Access Control systems  
Mifare NFC chip, read-only memory

ACKEY103  
(Card, 1pc)

ACKEY104  
(Keyfob, 1pc)

# Build high speed networks that connect your installations.

» Wide range of high speed Ethernet, fibre & PoE network solutions

**Fast PoE Ethernet Switches** Up to 24 Ports | 10/100M | Hi-PoE



## 4 & 8 Port PoE+ DIN Rail Ethernet Switches

- In 4 & 8 100Mbps PoE+ device ports
- 1x 1000Mbps Base-T uplink port
- 1x 1000Mbps Base-X SFP uplink port
- Unmanaged switch plug & play
- 30W/port; 1 x HiPoE 60W (4 port)
- Total load 60W (4 port), 96W (8 port)
- DIN rail mountable

**VSPOE-SW4H**  
(4 port, 60W)

**VSPOE-SW8**  
(8 port, 96W)



## LONGEVITY

### 5GHz DIP Switch Wireless Links

Long distance wireless access point bridges for simplified WiFi range extension.

- DIP switch config - no PC/laptop required\*
  - 2 x 10/100/1000Mbps LAN ports
  - Maximum 867Mbps wireless link speed
  - Up to 2km max range line of sight
  - PoE injector or switch required
- \* Basic setup only, laptop required for configuration of advanced settings

**COM007**  
(Single unit)



## 30W PoE Injector

30W PoE+, 1000Mbps, 240VAC

**VSPOE-IN30**  
(Injector)



## 8 Port Hi-PoE Unmanaged Switch

- 7 x 100Mbps PoE+ Base-T device ports
- 1 x 100Mbps Hi-PoE Base-T device port
- 2 x 1000Mbps Base-T uplink ports
- 30W per port (1 x 60W Hi-PoE port)
- Total PoE power load up to 96W



**VSPOE-SWA8G**  
(8 port, unmanaged)

**Gigabit PoE Ethernet Switches** Up to 24 Ports | 10/100M/1000M | Hi-PoE



## 8 Port Gigabit Hi-PoE Unmanaged Switch

- 7 x 1000Mbps PoE+ Base-T device ports
- 1 x 1000Mbps Hi-PoE Base-T device port
- Durable full metal enclosure
- Desktop mount for home or SOHO
- Unmanaged switch, plug & play
- 30W per port (60W Hi-PoE); total PoE power load up to 96W

**VSPOE-SWB8G**  
(8 port, unmanaged)



## 16 Port Gigabit PoE Managed Switch

- 16 x 1000Mbps PoE+ Base-T device ports
- 4 x 1000Mbps Base-X SFP uplink ports
- Professional full metal enclosure
- Rackmount tabs for cabinet mounting
- L2 Managed switch; security & customisation
- 30W per port; total PoE power load up to 250W

**VSPOE-SWB16G**  
(16 port, L2 managed)



## 24 Port Gigabit PoE Managed Switch

- 22 x 1000Mbps PoE+ Base-T device ports
- 2 x 1000Mbps Hi-PoE Base-T device ports
- 2 x 1000Mbps Base-X SFP uplink ports
- Professional full metal enclosure
- Rackmount tabs for cabinet mounting
- L2 Managed switch; security & customisation
- 30W per port (60W for Hi-PoE ports); total PoE power load up to 360W

**VSPOE-SWB24G2**  
(24 port, L2 managed)



# Build ultra-fast networks.

Create high speed networks for every installation with VIP Vision™ Gigabit & fibre optic Ethernet switches.



## Gigabit Ethernet Switches

- Available in 5, 8, 16, 24 port modules
- 10 / 100 / 1000Mbps Gigabit Base-T ports
- Unmanaged switches for easy plug & play
- Professional full metal enclosure
- Desktop / SOHO switches (5 & 8 port)
- Rackmount tabs included (16 & 24 port)
- Overvoltage protection up to 4kV

**VSETH-SW5G**  
(5 port, 5VDC)

**VSETH-SW8G**  
(8 port, 9VDC)

**VSETH-SW16G**  
(16 port, 240VAC)

**VSETH-SW24G**  
(24 port, 240VAC)



## 9-port Gigabit DIN Rail Fibre Access Ethernet Switch

- 5 x 1000Mbps Base-T ports
- 4 x 1000Mbps Base-X SFP ports
- Overvoltage protection up to 4kV
- DIN rail mountable, metal housing
- Unmanaged switch

**VSETH-SW9GF**  
(9 port, 9~57VDC)



## Single & Multi-mode Fibre Adapters

- Mini GBIC/SFP adapter for Base-X SFP ports
- Multimode; supports OM1/OM2/OM3/OM4
- 1.25Gbps, Up to 550m (OM2), Hot plug

**SFPSM1 (LC, SMF)**  
**SFPMM1 (LC, MMF)**



## Optical Fibre Cabling

LC-LC, LC-SC, SC-SC & LC-ST Multimode  
Fibre Optic Patch Leads available

# The best quality and price for installation essentials.

» Great value surveillance, cable, network & power accessories

**Installation Essentials** Electrical | UPS | Cabling | Illuminators



## SECURVIEW

### 305m CAT5E/6 UTP Pullboxes

Securview unshielded twisted pair, standards approved Ethernet cable pullboxes in a range of colours.

CAT5BLU (Blue)  
CAT5WH (White)  
CAT5YL (Yellow)

CAT6BLU (Blue)  
CAT6RED (Red)

Patch Leads

NETCABLE10 (10m)  
NETCABLE20 (20m)  
NETCABLE30 (30m)



## SECURVIEW

### Figure 8 Cable

- 100m cable roll
- 2 x 24 strand 0.75mm
- White, white black strip PVC sheath

DF8C4W  
(100m Figure 8)



## SECURVIEW

### 6-Core Cable

- 200m cable roll
- 6 x 7 strand 0.20mm
- Tinned copper core
- Aluminium shielded with grey PVC sheath

AC200G  
(200m 6-core)



## SECURVIEW

### RG59 Combo Cable

- 100m cable roll
- 100% copper conductor
- 95% copper braiding
- 2 x 24 strand 0.20mm
- Black PVC sheath

DCOAXPWR24FCBP  
(100m Combo)



## SECURVIEW

### 28W LED Flood IR Illuminator

- Flood style, IP66 rated, metal chassis
- 2 models, range with beam angle: 30° (170m) / 60° (100m) / 120° (50m)

VSIR28W30/60/120D  
(30°, 60°, 120°)



## SECURVIEW

### 60W LED Flood IR Illuminator

- Flood style, IP66 rated, metal chassis
- 3 models, range with beam angle: 30° (280m) / 60° (150m) / 120° (75m)

VSIR60W30/60/120D  
(30°, 60°, 120°)



## SECURVIEW

### 12U 600mm Wall Rackmount Cab

- Wall: 4U to 18U, 450mm & 600mm depth
- Freestanding: 12U, 600mm depth
- Tempered glass & steel, lockable doors
- Removable side doors for easy setup
- Flatpacked, assembly required

Wall Mount, 600mm Deep

RMC-B12U600W (6U)

Shelves for Wall Cabinets

RMC-BS600W (600mm)



## SECURVIEW

### Ethernet over Coax Extenders

Extend Data/Power from PoE switch over coax. Extend over RG59 coax up to 400m @100Mbps & up to 1000m@10Mbps  
\*Transmitter & receiver sold separately

VSEOC-ATX (Transmitter)  
VSEOC-ARX (Receiver)



## SECURVIEW

### Ethernet Over Coax Pair

ePoE switch to ePoE IP camera over coaxial cable, 400m@100Mbps and 1000m@10Mbps (using RG59)

VSEOCPAIRV2  
(includes 2 units)





UPS650VA    UPS850VA    UPS1000VA    UPS1500VA    UPS2000VA

## Practical & cost effective protection.



### NETYS PE Series UPS - 650VA to 2000VA

- Easy to install, perfect for home, SOHO & small business use
- Connect devices easily via multiple Australian standard sockets
- Maintenance free, sealed lead-acid battery with 3~5 years expected life
- Voltage independent, line interactive with auto-voltage regulation (AVR)
- AVR stabilises output voltage, avoid needless switching to battery mode
- Output protection against overload, significant discharge & short circuit
- Integrated RJ45 protection against line overvoltage for LAN/ADSL
- **UPS650VA:** 650VA/360W, 2 sockets, LED indicators, ~28min@72W
- **UPS850VA:** 850VA/480W, 2 sockets, LED indicators, ~26min@95W
- **UPS1000VA:** 1000VA/600W, 4 sockets, LCD info display, ~44min@120W
- **UPS1500VA:** 1500VA/900W, 4 sockets, LCD info display, ~32min@180W
- **UPS2000VA:** 2000VA/1200W, 4 sockets, LCD info display, ~24min@240W

## Connected Switchgear Switches | Plates | GPOs | Mechanisms | Accessories



### Basix S Series Grid Plates

- Blank, 1, 2, 3, 4, 5, 6 gang models

CS-BS-PB (White)  
CS-BS-PBB (Black)



### CAT5 & CAT6 RJ45 Mechs

- CAT5E & CAT6 Ethernet

CS-CAT5E (CAT5E, White)  
CS-CAT5EB (CAT5E, Black)



### HDMI Mechanisms

- High quality nickel plated

CS-MHDMI (White)  
CS-MHDMIB (Black)



### RCA Mechanisms

- Black, red, yellow, white ID

CS-MRCARR (Red ID, White)  
CS-MRCARRB (Red ID, Black)



### 240V 10A Outdoor Outlets

- Single & double models, IP53 rated

CS-WPOS10NH (Single)  
CS-WPOD10NC (Double)



### Basix S Quick Fit Outlet

- 4 seconds to install with no tools
- 240V 10A, AS/NZ3133 compliant

CS-BS-POD10QF



### Surface Mount Sockets

- Quick fit & deep base models

CS-SMS1QF (Quick)  
CS-SMS1D (Deep)



### Single Pole Isolating Switch

- AC22B lockable, neon indicator
- IP66 rated, compact size

CS-ISM120



### Screw Connectors

- Single/double, 6mm<sup>2</sup> cable, 35A
- Available in jar quantities

CS-SCS (Single, 100pc)  
CS-SCD (Double, 50pc)



### C Clips & Saddles

- Available in box quantities

CS-BWB1 (C Clip, 50pc)  
CS-SH16 (Saddle 16, 100pc)  
CS-SH20 (Saddle 20, 100pc)

# Quickly expandable hardwired and wireless alarm systems.

» Deliver professional results with Watchguard security solutions

**Hardwired Alarm Panel** 8 Zone Panel | Expand to 64 Zones | Alarm Communicators



## Professional 8/64 Zone Alarm Panel

- 8 zone panel & keypad, expand up to 64 zones
- 8 partitions, up to 25 programmable outputs
- Easily programmable via windows PC
- Scalable to suite a wide range of applications
- Dedicated panic zone & monitored siren output

**WGAP864**  
(Incl. 1 x Keypad)

## Professional building security up to 64 zones.



## 864 Panel IP Module

- Control via phone or tablet from anywhere
- Easy to install, simply connect to the network
- End-user oriented app, powerful & easy to use
- Remote arm/disarm, bypass, panic, trigger outputs (turn on lights/gate), configure alerts

**WGAP864IPM**  
(Free application)



## 4G/IP/SMS Alarm Communicator

- Be NBN ready - enable panel communication to monitoring centres via 3G, 4G and IP\*
- Or, switch panel to self-monitored alarm via SMS
- Configurable via PC or SMS commands
- \*DC09 protocol centres, SIM card sold separately

**WGSMS**  
(IP / 4G / SMS)



## TAKEX

### Wide Angle & Curtain PIR Sensors

- Passive infrared detection up to 11m (84° angle)
- Pet immune model - ignores animals up to 20kg
- Curtain model - emits vertical beam up to 16.5m
- High stability against interference (radio, static, etc.)
- Tamper switch, ABS plastic housing for indoor use
- Ceiling mount bracket available (sold separately)

**PIR-T45W**  
(Wide Angle)

**PIR-T45WP**  
(Pet immune)

**PIR-T46C**  
(Curtain)

**PIR-T4BKT**  
(Wall/Ceiling Bracket)



## Wired & Wireless Sirens + Battery Backup

- Polycarbonate sirens for the 864 & other alarm panels
- High power siren (up to 120dB) & blue strobe
- Siren timers (3min/20min), 500mA NiMH battery
- Wired (SIR500/900) & wireless (SIR500W) models
- Dual tamper - front case & wall tamper switches

**WGSIR-500**  
(Wired, IP55)

**WGSIR-500W**  
(Wireless, IP55)

**WGSIR-900**  
(Wired, IP54)



# Safeguard home & business.

Complete building protection with Watchguard 2020™ easily expandable, self-monitored WiFi alarm solutions.



## Watchguard 2020™ WiFi Alarm Kit

- Connects to WiFi router, communication via app
- Online account for adding multiple alarm units
- Add up to 50 sensors & 10 remote keyfobs
- Notifications in real time, 2.4GHz IEEE 802.11b/g/n
- 12VDC, 1 x 3.7V 600mA li-ion battery (8+hr)

### ALC-PACK5 includes:

- 1 x Control Panel, with desk stand & wall mount
- 1 x WiFi Pet Immune PIR Sensor
- 2 x WiFi Door/Window Reed Switch
- 2 x Remote Control, 1 x AC Adapter

**ALC-PACK5**  
(WiFi Alarm Kit)

## Add up to 50 sensors to the WG2020 alarm system

Add solar & ceiling mount PIRs, roller shutter reeds, IR beam sensors, keypad control, external/internal siren & strobe, flood/glass break detectors & more.



# Complete protection of vehicle fleets with mobile surveillance.

» IP & HDCVI mobile surveillance, tracking & remote view systems

**Mobile NVR & HDCVI DVR Series** Up to 8 channels | Up to 2.0MP



## 4 & 8 Channel Mobile PoE NVRs & Mobile Monitors

- Avail. in 4 or 8 channels, precision GPS standard, 4G/WiFi optional
- Stream up to 2.0MP/1080p (200Mbps); complete 4/8 port PoE support
- 2 x 2.5" SATA HDD up to 4TB each, 1 x eSATA port, 1 x SD card slot
- Backup via USB/network or over WiFi (optional), HDMI/VGA/TV ports
- 8/2 alarm input/output, 6~36VDC power input, CAN bus support
- 2 DIN size, lockable HDD/SIM tray

**MNVR-GPS**  
(4CH, GPS only)

**LCD7SD3**  
(7" Monitor, 800x480)

**MNVR-GPS4GW**  
(4CH, GPS/4G/WiFi)

**LCD10SD3**  
(10" Monitor, 720p)

**MNVR-GPS8GW**  
(8CH, GPS/4G/WiFi)

**LCD10FHD**  
(10" Monitor, 1080p)

## Heavy duty mobile IP camera.



## 4.0MP Heavy Duty IP Vehicle Camera

Designed for use on the exterior of buses, trains, excavators and other large vehicles, this camera offers a robust mobile surveillance experience.

4.0MP@25fps, 2.8mm (104°) lens, 30m IR, true WDR, microSD, IVS, shock resistant to withstand vibration, IP6K9K rated for pressure cleaning and dust ingress, alarm & audio, IK10, 12VDC/PoE

**VSIP4MPEIRAT**  
(2.8mm, 4.0MP)



## Advanced 3G GPS Vehicle Tracker

- GPS & GSM antennas, for 11 ~ 36VDC vehicles
  - <200g lightweight, footprint 105 x 65mm
  - Real-time online speed & location tracking
  - Visit [www.rhinotracks.com.au](http://www.rhinotracks.com.au) for live demo
- \*SIM fee of \$30/month (billed quarterly) or \$20/month for 12 months (billed annually)

**RHINOTRACKS-ST4**  
(\*SIM not incl.)



**Rhino**

## 1080p Dash Cam + 16GB SD

3" LCD, 1080p camera with WDR, LED torch, time/date/number plate footage overlay, incl. mount bracket, charge cables, 16GB microSD

**MDVR-HDV7**  
(incl. SD card)



**Rhino**

## Two-point Keypad Immobiliser

Protect against key theft with code required before ignition, 3min lock after 3 incorrect attempts, auto arm, valet mode for temporary bypass

**IM007**  
(incl. harness)



**Rhino**

## ASA Advanced Vehicle Alarm & Immobiliser

- Door, bonnet & boot protection; integrated central locking relays
- AU standards approved 3-point immobiliser & coded backup battery siren, intelligent glass break sensor, 2 x Water resistant rolling code remotes

**RAV3**



# Total vehicle surveillance.

Professional CCTV for vehicles with precision GPS, 4G and WiFi modules for comprehensive monitoring.



## 4 & 8 Channel Mobile HDCVI DVRs

- Precision GPS, 4G & WiFi built-in modules
  - HDCVI & analogue video inputs support
  - 1 x VGA / 2 x TV display out; alarm interface
  - 2.5" HDDs (sold separately), backup via USB
  - Lockable HDD/SIM tray, M12 camera inputs
  - CAN bus support, 6~36VDC power input
- |  |   |
|--|---|
| <ul style="list-style-type: none"> <li>• <b>4CH:</b> Records 2CH at 2.0MP &amp; 2CH at 1.0MP</li> <li>• 1 x 2.5" SATA port &amp; SD card slot</li> </ul> | <ul style="list-style-type: none"> <li>• <b>8CH:</b> Records 2.0MP at 25fps across 8 channels</li> <li>• 2 x 2.5" SATA port &amp; SD card slot</li> </ul> |
|--|---|

**MCVR-GPS4GW**  
(GPS/4G/WiFi)

**MCVR-GPS8GW**  
(GPS/4G/WiFi)



## HDCVI Mobile Cameras

### Mini Dome Camera

- Stream 2.0MP (1920x1080)
- 3.6mm lens (H: 83° view)
- Built-in mic & 20m infrared
- IP67 rated metal body
- Auto day/night (IR cut filter)
- Heavy duty M12 connector

**VSCVI2MPDIRAT**  
(Mini Dome)

### Bumper Camera

- Stream 2.0MP (1920x1080)
- 3.6mm lens (H: 83° view)
- Built-in mic & 20m infrared
- IP67 rated metal body
- Auto day/night (IR cut filter)
- Heavy duty M12 connector

**VSCVI2MPCIRAT**  
(Bumper Cam)

### Twin Dash Camera

- Twin 2.0MP cameras
- **Rear:** 2.1mm (139° view)
- **Front:** 2.8mm (116° view)
- Built-in mic & 3m infrared
- Auto day/night (electronic)
- Adhesive adjustable mount

**VSCVI2MPWTT**  
(Dash Camera)

### IK10 Dome Camera

- Stream 2.0MP (1920x1080)
- 2.8mm lens (H: 111° view)
- 20m IR, 0.005lx low light
- IK10/IP67 rated body
- Auto day/night (IR cut filter)
- Heavy duty M12 connector

**VSCVI2MPVDIRFTV3**  
(IK10 Dome)

### Barrel Camera

- Stream 2.0MP (1920x1080)
- 2.8mm lens (H: 109° view)
- Auto day/night (electronic)
- Heavy duty M12 connector
- IP67 rated metal body
- 30mm diameter hole

**VSCVI2MPBT2.8**  
(Barrel Camera)

# High performance lighting for commercial & industrial installs.

» Wide range of high power LED flood lighting up to 960W

**LED Flood Lighting** Up to 960W | High-efficiency | Sensor Floods

## ENSA™

### LFL-B2 Series: Performance Slimline LED Flood Lights

- Available in 50W, 80W & 200W, incredible luminous efficacy (150lm/W)
- 50,000hrs lifespan, 120° beam, cool white (5000K), >70 CRI, IP65

**LFL-B50-C2** (50W, 7500lm)   **LFL-B80-C2** (80W, 12000lm)   **LFL-B100-C2** (100W, 15000lm)   **LFL-B200-C2** (200W, 30000lm)

### LFL-B Series: Performance Slimline LED Flood Lights

- Available in 20W, 30W, 50W, 100W and 150W models
- Exceptional luminous efficacy (110lm/W), 50,000hrs lifespan
- Range is accepted for use in the NSW Energy Savings Scheme
- 100° beam, cool & warm white (3000K/5000K), >80 CRI, IP65 body

**LFL-B30-C/W** (30W, 3300lm)   **LFL-B50-W** (50W, 5500lm)   **LFL-B100-W** (100W, 11000lm)   **LFL-B150-C/W** (150W, 16500lm)



## ENSA™

### LFL-G Series: Modular High Power LED Flood Lights

- Available in 240W and 480W models
- Superb 160lm/W luminous efficacy, >80 CRI
- 90° LED module tilt, 180° adjustable U-bracket
- Versatile dimming options (DALI / DMX)
- Long 100,000hrs rated LED lifespan
- 5000K cool white colour temperature
- 30° beam; new wide 60°x100° model
- IP67 weather rated chassis

**LFL-G240-C**  
(240W, 30°, 38,400lm)

**LFL-G480-C**  
(480W, 30°, 81,600lm)

**LFL-G480-C2**  
(480W, 60°x100°, 81,600lm)



## ENSA™

### LFL-C2 Series: Commercial Sensor Flood Lights

- Available in 20W, 30W and 50W models
- 120lm/W luminous efficacy, 120° beam, >80 CRI
- Adjustable PIR detection up to 12m with a 140° arc and adjustable on-time delay (5s ~ 5min)
- 35,000hrs rated LED lifespan
- 6000K cool white colour temperature
- 180° adjustable U-bracket and PIR sensor
- IP65 weather rated chassis

**LFL-C20-CS2**  
(20W, 6000K,  
2400lm)

**LFL-C30-CS2**  
(30W, 6000K,  
3600lm)

**LFL-C50-CS2**  
(30W, 6000K,  
6000lm)





# High power, high flexibility.

Install large lighting jobs with precision with highly adjustable LFL-F Series Flood Lighting from ENSA™.

*Lens beam options to fit your installation needs*



**ENSA™**


## LFL-F Series: High Power LED Floods

- Available in 480W, 720W and 960W models
- Lumileds LEDs exceptional light output (+165lm/W)
- 60° beam angle, >80 CRI, 6500K cool white, IP66
- Customise lighting for large areas perfectly with 360° rotate & 140° tilt individually adjustable LED modules
- **Ask us about lighting simulation & project assistance**

**LFL-F480-C**  
(480W 79,200lm,  
4 LED modules)

**LFL-F720-C**  
(720W 118,800lm,  
6 LED modules)

**LFL-F960-C**  
(960W 158,400lm,  
8 LED modules)



**ENSA™**

## LHB-F Series Lens Modules

- Detachable lens modules for LFL-F Series
- Available in 10°, 30° and 60° beam angles

**LFL-F-L10** (10° lens)  
**LFL-F-L30** (30° lens)  
**LFL-F-L60** (60° lens)



# Automate lighting, add security and improve energy efficiency.

» Efficient sensor LED lighting and motion sensor switches

**LED Tube Lights** Standard & Sensor Models | 2ft, 4ft, 5ft Models

**ENSA™**

## T8 Standard LED Tubes

- In 2ft (600mm), 4ft (1200mm) & 5ft (1500mm) models
- 100+lm/W efficacy, LED lifespan up to 30,000 hours
- Light weight, safe, full polycarbonate tube design
- Frosted diffuser for soft light eliminates LED glare
- Single ended AC input, incl. LED starter

**LTU-A9-CW**  
(9W, 900lm)

**LTU-A18-CW**  
(18W, 1800lm)

**LTU-A22-CW**  
(22W, 2200lm)



**100lm/W**  
**2ft, 4ft, 5ft**  
**Retrofit**

**ENSA™**

## T8 Motion Sensor LED Tubes

- Compound energy savings with LED sensor tubes
- Available in 2ft (600mm) and 4ft (1200mm) models
- 80+lm/W efficacy, LED lifespan up to 50,000 hours
- 8m radius PIR sensor, 120° beam angle, >80 CRI
- Light features 60 sec on-time delay after last detected motion, then dims to 30% brightness
- Single ended AC input, incl. LED starter

**LTU-C9-CS**  
(9W, 750lm)

**LTU-C18-CS**  
(18W, 1800lm)



**2ft & 4ft**  
**Microwave**  
**30% Dim**

**LED Sensor Battens** 600/1200mm | Motion Sensing | Light Sensing | Emergency



**140°**  
**Microwave**  
**90lm/W**

**ENSA™**

## S Series: IP65 LED Sensor Battens

- In 18W (1350lm) & 36W (3240lm) models
- Light & microwave motion sensor control light
- Set on-time duration & motion sensitivity
- On/off mode only (100% -> 0% brightness)
- 140° beam, 50,000hrs LED lifespan, IP65

**LEDBT18WS**  
(18W, 600mm)

**LEDBT36WS**  
(36W, 1200mm)



**Microwave**  
**2-Stage Dim**  
**NSW ESS**

**ENSA™**

## S2 Series: IP65 LED Sensor Battens

- Accepted for use in NSW Energy Saving Scheme
- In 18W (1600lm) & 36W (3000lm) models
- Light & microwave motion sensor control light
- Adjustable 2 stage dim (100% -> Dim -> Off)
- 120° beam angle, 35,000hrs LED lifespan, IP65

**LEDBT18WS2**  
(18W, 600mm)

**LEDBT36WS2**  
(36W, 1200mm)



**Emergency**  
**2-Stage Dim**  
**NSW ESS**

**ENSA™**

## SE Series: Emergency LED Battens

- Accepted for use in NSW Energy Saving Scheme
- In 18W (1600lm) & 36W (3000lm) models
- Light & microwave motion sensor control light
- 2hrs up-time backup battery, AS2293.3 app.
- 120° beam angle, 35,000hrs LED lifespan, IP65

**LEDBT18WSE**  
(18W, 600mm)

**LEDBT36WSE**  
(36W, 1200mm)



# Efficient lighting in a flash.

Deliver energy savings to large premises quickly with LBL-D Series High Bay replacement LED lighting.

**ENSA™**

## LBL-D Series: E40 Edison Screw High Bay Bulbs

- Replace high bays quickly without need for operation interruptions
- Available in 100W and 160W E40 screw-fit LED bulbs
- Up to 125lm/W with >80 CRI and >25,000hrs rated LED lifespan
- In 4000K natural & 6500K cool white colour temperature
- Optional reflector to reduce glare and concentrate light

**LBL-D100-E40C/N**    **LBL-D160-E40C/N**  
(100W, cool/natural)    (160W, cool/natural)



**130lm/W**  
**120° Beam**  
**UFO Style**

**ENSA™**

## LHB-D Series: UFO High Bays

- Light-weight high bays in 100W, 150W & 200W
- 130lm/W luminous efficacy, >80 CRI
- 50,000hrs rated LED life, compact body, IP66
- 5700K cool white, 90° beam angle
- Other beam angle lenses optional

**LHB-D100-C**    **LHB-D150-C**  
(100W)    (150W)  
**LHB-D200-C**  
(200W)



**135lm/W**  
**120° Beam**  
**IP69K**

**ENSA™**

## LHB-F Series: Food Grade High Bays

- Available in 100W, 150W or 200W models
- 135lm/W luminous efficacy, >80 CRI
- IP69K rated for pressure cleaning, 54,000hrs
- 4000K / 5700K natural/cool white, 120° beam
- Separate output lead for 0~10V light control

**LHB-F100-C/N**    **LHB-F150-C/N**  
(100W)    (150W)  
**LHB-F200-C/N**  
(200W)



**100lm/W**  
**60° Beam**  
**NSW ESS**

**ENSA™**

## LHB-A Series: Traditional High Bays

- **Special price available while stocks last!**
- In 120W in standard or 0~10V driver\*
- Accepted for use in the NSW ESS
- +100lm/W, >80 CRI, 50,000hrs rated LED life
- 6500K cool white, 60° reflector, IP20 rated
- Mounting eyelet included
- \* 0~10V driver model sold separately

**LHB-A120-C**  
(120W)

# Deliver rapid energy savings with retrofit LED lighting.

» Quick additions to installations to deliver great improvements

**Quick Fit LED Lighting** E27 & B22 Retrofit Lighting | Link Lights | Residential Floods



**ENSA™**

## 42W/45W E27 and E40 Retrofit LED Bulbs

- 42W E27 & E40 screw-fit LEDs
- 120lm/W, >80 CRI, >25,000hrs lifespan, 4000K natural white
- Ø110mm x 275mm length
- 45W E27 screw fit LED bulbs
- 100lm/W, >80 CRI, >25,000hrs lifespan, 4000K natural white
- Ø138mm x 231mm length

**LBL-D42-E27N**  
(42W, natural, E27)

**LBL-D42-E40N**  
(42W, natural, E40)

**LBL-D45-E27N**  
(45W, natural, E27)

**E27-E40BASE**  
(E27 to E40 Adapter)



**ENSA™**

## 7W B22 LED Globe Light

Affordable bayonet LED light globe, 85lm/W, 6500K cool white, non-dimmable, frosted diffuser

**LBL-D7-B22C (7W, B22)**



**ENSA™**

## GU5.3 & GU10 LED Lights

MR16 Multifaceted Reflector, in warm (3000K) and cool (6500K) white, +75lm/W, non-dimmable, low-glare frosted diffuser

**LEDGL5WMR (5W)**

**LEDGL5WGU (5W)**

**ENSA™**

## 50W LED Flood Light

- Affordable LED flood for residential
- Ideal for general purpose use
- 90lm/W; 4500lm light output
- 100° wide beam angle
- 30,000hrs rated lifespan
- >80 colour rendering
- 5000K cool white colour
- IP65 weather rated body

**LFL-E50-C**  
(50W)



**Hurry!**  
**Limited Stock!**



**Mounting Brackets Included**

**ENSA™**

## 13W LED Link Lights

Connect multiple lights together, 1050lm/light, 135° beam angle, incl. mount clips, AC plug & connectors

**LEDBR13W3K/65K**  
(warm/cool)

## Remote control any 240VAC load.

**ENSA™**

## 2CH Mains Voltage 433.92MHz Receiver

- Remote control any 240VAC load up to 1000W
- 2 relay outputs (latched/timed), 100m RF range LoS
- Add up to 128 remotes or wireless alarm sensors
- IP55 rated, sheltered mounting, incl. 2 x remotes

**ENSA-RS1**  
\*sensors optional



**Triggervia wireless sensors\***



# Efficient security lighting.

ENSA™ LED oyster light series with motion sensing, ideal for illuminating areas with intermittent traffic.



**Standard model:** 16W, 1200lm, IP66/IK10 body

**LOL-A16-W (Warm)**  
**LOL-A16-C (Cool)**

**Sensor model:** 16W, 1200lm, microwave motion sensor, on-time delay & daylight sensor, IP66/IK10 body (IP44 warm white model)

**LOL-A16-CS**  
**(Cool White)**

## ENSA™

### LOL-A Series: LED Oyster Lighting

Standard, sensor, and sensor+battery backup models, wide 120° beam, 30,000hrs rated LED lifespan, available in warm (3000K) and cool (5000K) white colour temperatures.

See below for ordering information.

**Sensor+Battery model:** 16W, 1200lm, microwave motion sensor, on-time delay & daylight sensor, 3.7V 1500mAh NiMH battery, IP66/IK10 body (\*not intended for use as AS2239 emergency lighting)

**LOL-A16-WSE (Warm)**  
**LOL-A16-CSE (Cool)**



**Hurry!**  
**Limited Stock!**

## ENSA™

### LED Sensor Oyster Light

16W, 1200lm, microwave motion sensor, on-time delay & daylight sensor, IP44 warm white model

**LEDDL16W3KS**  
**(Warm White)**

# Energy saving solutions from ENSA.

## Versatile outdoor lighting solutions.

**ENSA™**

### LSL-B Series: 150W LED Area/Street Light

- Versatile mounting with 5 adjustable light brackets
- Slip fit, fixed/adjust pole, trunnion & yoke wall mounts
- 135lm/W, 5000K cool white, >70 CRI, 50,000hrs lifespan
- 155 x 85° beam angle, 1~10V / PWM dimmable
- Rotatable polycarbonate lens, easy beam adjustment
- IP66/IK08 weather/vandal rated, 20KV surge protection

**LSL-B150-C**  
(150W, 5000K)

### LSL-B Series Mount Accessories

**LSL-BKTP (Fixed Pole)**  
**LSL-BKTA (Adjust. Pole)**  
**LSL-BKTS (Slip Fitter)**  
**LSL-BKTT (Trunnion)**  
**LSL-BKTY (Yoke Wall)**

**150W**  
**20,000lm**  
**5000K**

## ENSA™ Intelligent Motion Sensor & Dusk/Dawn Switches



- 12m 180°
- Wall mount
- PIR detection
- IP65 rated
- 4m x 20m
- Corridors
- PIR detection
- IP20 rated
- Ø6m 360°
- Recessed
- PIR detection
- IP20 rated
- Ø20m 360°
- Ceiling mount
- PIR detection
- IP65 rated

**ENSA-PS1**

**ENSA-PS2**

**ENSA-PS3**

**ENSA-PS4**



- Ø8m 360°
- Concealed
- Microwave
- Indoor only
- 15m 180°
- Wall mount
- Microwave
- IP65 rated
- Ø16m 360°
- Ceiling mount
- Microwave
- IP20 rated

**ENSA-MS1**

**ENSA-MS6**

**ENSA-MS2**



- 2 ~ 100 Lux
- DIN rail/probe
- Dusk/dawn
- IP65 rated
- 5 ~ 50 Lux
- Wall clip
- Dusk/dawn
- IP65 rated

**ENSA-LC3**

**ENSA-LC1W**

**It is our mission to support & inspire your installation business.**

With the best brands in CCTV, alarms, access control and LED lighting.



**Over 40 Years | Since 1978**

**Contact us, shop online or visit our Sydney branches:**

(02) 9671 6711 | [sales@rhino.com.au](mailto:sales@rhino.com.au) | [www.rhino.com.au](http://www.rhino.com.au)

### McGraths Hill

Head Office & Distribution  
9 Hannabus Place  
McGraths Hill, NSW 2756

### Haberfield

Showroom & Sales Office  
223-225 Ramsay Street  
Haberfield, NSW 2045

### Villawood

Showroom & Sales Office  
63-69 Middleton Road  
Villawood, NSW 2163

Exclusive Trade Only Specials. Offers valid until 30th Jun 2020, while stocks last, trade customers only. Pricing & product availability may be subject to change without notice; all prices in AUD & exclude GST. Some offers may commence or extend beyond the promotional period. Errors & omissions excepted.