

COMPANY UP&DOWN DOWNLIGHT IN-GROUND BRICKLIGHT FLOODLIGHT BOLLARD BULKHEAD GARDEN URBAN CLASSIC URBAN MODERN POST LAMPS REFERENCES

# GINO 400 HIGH POWER LED

LARGE SIZE



Modern luminaries made in shockproof resin material, UV rays stabilized, rust and corrosion-free. Suitable for post top and wall installation. Provided with double PMMA diffusers and with reflective ceiling designed to host the lighting source. Equipped with TÜV-CB certified, long-life and efficient **E27 high power LED lamp included**. Insulation class II, Protection rating IP65.

*Diffusore moderno realizzato in resina antiurto, stabilizzato ai raggi UV, inattaccabile da ruggine e corrosione. Idoneo per il montaggio a palo e a parete. Provvisto di un doppio diffusore in metacrilato e di soffitto riflettente, progettato per accogliere la sorgente luminosa. Fornito completo di lampada a LED E27 ad ALTA POTENZA, certificata TÜV-CB di lunga durata ed elevata efficienza. Classe di isolamento II, grado di protezione IP65.*



F50.000.Q1L

E27 HIGH POWER LED

**INDOOR & OUTDOOR USE**

+80°C  
-30°

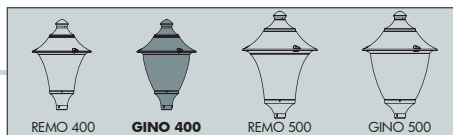
90% HUMIDITY

VOLTAGE SURGE RESISTANT

DRIVER SILICONE PROTECTION

CE	UV UV-TREATED	CLASS II DOUBLE INSULATION	PUBLIC
RECYCLABLE	ANTI-SHOCK	TEMPERATURE +90° -60°	WALL POST





## GINO 400 HIGH POWER LED - COMPONENTS

IP65



**ROOF** complete with decorative pinnacle made of shockproof resin material, UV-rays stabilized, rust and corrosion-free.

**TETTO** completo di pinnacolo decorativo, realizzato in resina antiurto, stabilizzata ai raggi UV, inattaccabile da ruggine e corrosione.

High temperature resistant reflective **CEILING** made of shockproof resin material. Provided with E27 lampholder and equipped with **HIGH POWER LED lamp**. Designed to host and protect the lighting source, granting its safe and quick installation.

**SOFFITTO** riflettente realizzato in resina antiurto ad alta resistenza al calore. Fornito completo di portalamпада E27 e provvisto di lampada a LED ad ALTA POTENZA. Progettato per accogliere e proteggere la sorgente luminosa e per garantirne una veloce e sicura installazione.

**OUTER DIFFUSER** made of UV-rays stabilized polymethylmethacrylate (PMMA), one piece only, available in clear or opal colour.

**DIFFUSORE ESTERNO** realizzato in polimetilmetacrilato (PMMA) stabilizzato ai raggi UV, disponibile in colore trasparente o opale.

**INNER DIFFUSER** made of opal PMMA to gather the lighting output and get its uniform spread.

**DIFFUSORE INTERNO** realizzato in PMMA opale per raccogliere il fascio di luce e garantirne un'uniforme distribuzione.

**BASE** made in shockproof resin material consisting of a support for post top installation (diam 60mm) and of a cover designed for the inner diffuser fixation. A rubber gasket assures the protection against external agents.

**BASE** dell'apparecchio realizzata in resina antiurto, composta da un supporto (diam 60mm) e da un coperchio sui cui viene fissato il diffusore interno. Una guarnizione in gomma garantisce la protezione dagli agenti esterni.

## GINO 400 HIGH POWER LED

F50.000 \*



### Dimensions and weight

Height: 715 mm  
Diameter: 480 mm  
Weight: 5,8 Kg  
Junction to support: diameter 60 mm  
Area expose to wind pressure:  
CxS = m<sup>2</sup> 0,157

### Moulded colours:

Black White Grey

### Diffuser PMMA:



Clear Opal

## HIGH POWER LED




- **COST SAVING:** long-life and efficient LED light source.
- **BUILT-IN DRIVER:** quick and easy lamp replacement
- **GREAT FLEXIBILITY:** E27 standard lamp holder.
- **FUTURE-PROOFED LUMINARIES:** performances easy to upgrade to latest technology developments.
- **SUITABLE FOR OUTDOOR USE:** built-in driver fully protected against heat and humidity by silicone paste.

Luminaires equipped with TÜV-CB certified, long-life and efficient E27 high power LED lamp, granting the same luminous flux of traditional SON/HQI lighting sources. The lamp can be quickly and easily replaced, making the luminaires maintenance very simple.

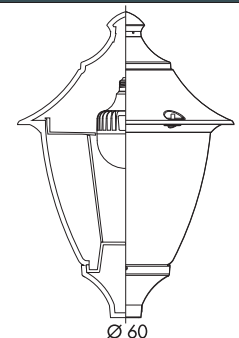
		100 - 240 V		*ADD SUFFIX	
E27		30 W	3500 Lm	4000 K	.Q1L
				3000 K	.Q1R
E27		50 W	5300 Lm	4000 K	.H1L
				3000 K	.H1R

### LED LAMPS



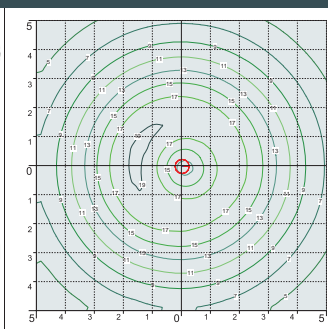
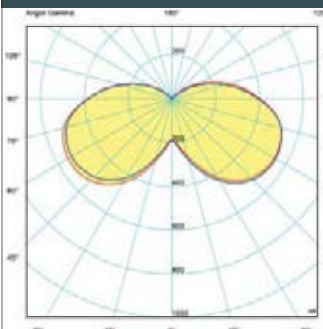
Technical details on page 552.

### DOWNWARD LIGHT EMISSION



Ø 60

## PHOTOMETRIC DATA SAMPLE - GINO 400 HIGH POWER LED



SAVE **-56%**

**HIGH POWER LED 50W**  
(power consumption)

Area: 10x10mt  
Height: 3,5mt  
**11 lux**

=

**HQI 100W**  
power consumption = 115W

\* ADD THESE SUFFIXES TO THE REFERENCES MENTIONED IN THE CATALOGUE

COMPANY  
UP&DOWN  
DOWNLIGHT  
IN-GROUND  
BRICKLIGHT  
FLOODLIGHT  
BOLLARD  
BULKHEAD  
GARDEN  
URBAN CLASSIC  
URBAN MODERN  
POST  
LAMPS  
REFERENCES

# GINO 400

LARGE SIZE



F50.364.D6K



F50.115.Q1L




F50.254.H1L



F50.417.H1L

MADE IN ITALY



**MIDIPILAR/GINO400**  
F50.254

Pcs 1  
Kg 6,4  
mc 0,09

**NEW LOT/GINO400**  
F50.115

Pcs 1  
Kg 6,1  
mc 0,07

**GINO400**  
F50.000

Pcs 1  
Kg 5,8  
mc 0,06

**EKTOR 2500/GINO400**  
F50.361.000

Pcs 1  
Kg 30,1  
mc 0,21

<b>EKTOR 3000/GINO400</b>	<b>AKILLE 3000/GINO400</b>
F50.364.000	F50.414.000
Pcs 1 Kg 33,5 mc 0,24	

<b>EKTOR 3500/GINO400</b>	<b>AKILLE 3500/GINO400</b>
F50.367.000	F50.417.000
Pcs 1 Kg 26,9 mc 0,26	

<b>EKTOR 4000/GINO400</b>	<b>AKILLE 4000/GINO400</b>
F50.371.000	F50.421.000
Pcs 1 Kg 40,3 mc 0,29	

COMPANY  
UP&DOWN  
DOWNLIGHT  
IN-GROUND  
BRICKLIGHT  
FLOODLIGHT  
BOLLARD  
BULKHEAD  
GARDEN  
URBAN CLASSIC  
URBAN MODERN  
POST  
LAMPS  
REFERENCES