



## LED Retrofit Globe Lighting




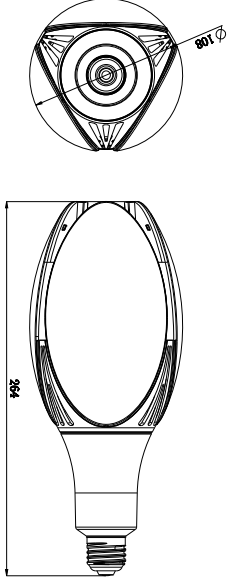
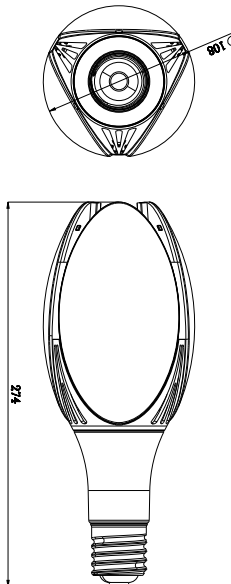
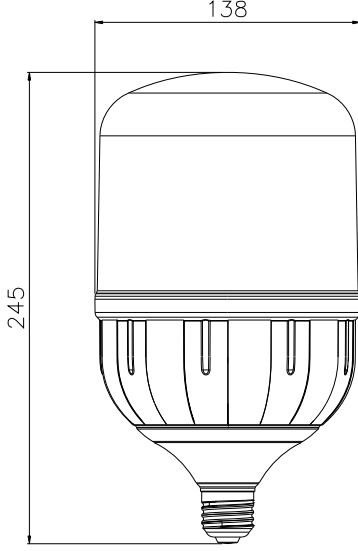
LBL-D Series: Available in 40W, 42W and 45W in E27 and E40 screw base fittings.

The ENSA LBL-D Series LED globes deliver rapid energy efficient lighting upgrades without the need to replace entire lighting fixtures. Make lighting upgrades simple with E27 and E40 screw fittings and provide rapid retrofit lighting far more efficiently than traditional compact fluorescent lights.

LBL-D Series retrofit globes are available in two unique designs that fit to traditional light enclosures, making LED upgrades easy. They are ideal across residential, commercial and public spaces and are perfect for general purpose lighting in lamp posts, area lights, gate lamps, architectural lighting, interior lighting and more.

- Improve energy efficiency with up to 120lm/W bulbs
- Low-glare and durable frosted polycarbonate lens
- Available in 4000K natural white colour temperature
- Great lumen maintenance & lifespan up to 25,000 hours
- Two common bulb styles for traditional light enclosures
- Standard E27 and E40 screw fit bulbs; optional converter

## Series Specifications

Model	LBL-D40-E27	LBL-D42-E40	LBL-D45-E27
Product Image			
Series Name	LBL-D Series Retrofit Light Globes		
<b>Optical</b>			
Light Output	3600lm	5000lm	4500lm
Luminous Efficacy	90lm/W	120lm/W	100lm/W
Colour Temperature	4000K		
Colour Rendering Index	>80		
Beam Angle	330°		180°
Light Decay	<70% after 25,000 hours		<80% after 6000 hours
Rated Lifespan	20,000 hours	25,000 hours	
<b>Electrical</b>			
Power Consumption	40W	42W	45W
Input Voltage	220 ~ 240VAC 50Hz		
Power Factor	>0.9		
Dimmable	N/A		
<b>General</b>			
Construction / Material	Polyamide body, polycarbonate frosted lens		
Ingress Protection	IP20		
Plug / Socket / Base	E27	E40	E27
Operating Environment	-20 ~ +40°C		
Dimensions	Ø108 x 264mm	Ø108 x 274mm	Ø138 x 245mm
Diagram			

## Ordering Information

Type	Wattage	Base Fitting	Colour Temperature
LBL-D	40 (40W)	E27 (E27 Screw)	N (Natural white)
	42 (42W)	E40 (E40 Screw)	
	45 (45W)	E40 (E40 Screw)	

LBL-D42-E27 / E40 : 42W LED Globe with E27 / E40 Base in Natural White  
 LBL-D45-E27: 45W LED Globe with E27 Base in Natural White



Type	Base Fitting
E27-E40BASE	E40 (E40 Screw)

E27-E40BASE: E27 transfer into E40 Base Adapter