



Professional LED High Bay Lighting




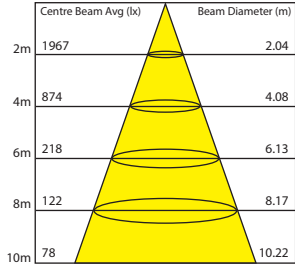
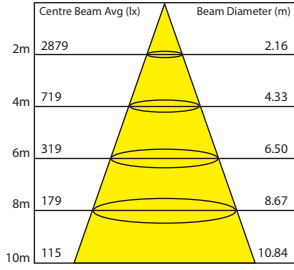
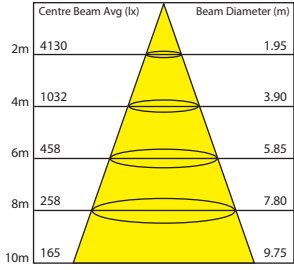
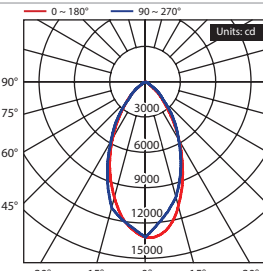
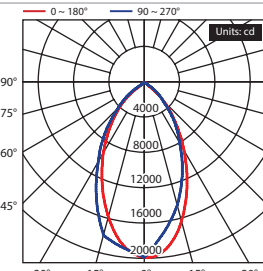
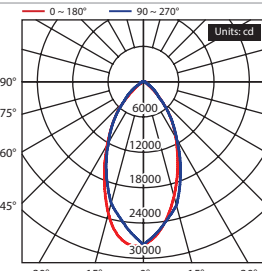
LHB-C Series: Professional UFO style high bays in 100W, 150W and 200W models

The ENSA™ LHB-C series of professional high bay lights are built to deliver energy efficient lighting to industrial and commercial environments. They are also weather-resistant, making them ideal for outdoors installations and events.

The LHB-C series delivers ideal lighting conditions in areas with high ceilings up to 12m, such as warehouses, manufacturing facilities and exhibition halls, with a high luminous efficacy for optimal power consumption. Each light has a compact, robust aluminium body and comes in 5500K cool white colour temperature.

- 100W, 150W and 200W industry-ready LED high bay
- High 130lm/W luminous efficacy for energy efficiency
- Standard in 5500K cool white with 60° beam angle
- Compact and robust: no additional reflector required
- Efficient heatsink cooling technology, IP65 weather rated
- 90° and 120° beam angle lens available (*sold separately*)

Series Specifications

Model	LHB-C100	LHB-C150	LHB-C200
Product Image			
Series Name	LHB-C Series: Professional LED High Bay Series		
Optical			
Light Output	13000lm	19500lm	26000lm
Luminous Efficacy	130lm/W		
Colour Temperature	5500K		
Colour Rendering Index	>80		
Beam Angle	60°		
Light Decay	<3% at 6,000 hours		
Rated Lifespan	50,000 hours		
Electrical			
Power Consumption	100W	150W	200W
Input Voltage	180 ~ 305VAC		
Power Factor	> 0.9		
Dimmable	N/A		
General			
Ingress Protection	IP65		
Plug / Socket / Base	3-pin AC plug		
Reflector / Diffuser	Aluminium / Polycarbonate		
Housing Adjustments	N/A		
Operating Environment	-20 ~ 40°C		
Dimensions	Ø290 x 170mm	Ø340 x 180mm	Ø400 x 194mm
Photometry			
Illuminance at a Distance	 <p>LHB-C100-C (60° beam angle)</p>	 <p>LHB-C150-C (60° beam angle)</p>	 <p>LHB-C200-C (60° beam angle)</p>
			

Ordering Information

Type	Series	Wattage	Colour Temperature
LHB	-	100 (100W) 150 (150W) 200 (200W)	-
C (Cool white)			
LHB-C150-C: 150W LED High Bay in Cool White			

Additional Accessories

Cater to any site with optional wide-angle lenses. 90° and 120° lenses are available for each high bay in the LHB-C Series. Kits contain the lens, a silicone gasket & screws for installation.



Type	Series	Wattage	Beam Angle
LHB	-	100 (100W) 150 (150W) 200 (200W)	-
L90 (90° beam) L120 (120° beam)			
LHB-C150-L120: 120° Lens Kit for 150W LED High Bay			